

Cloverdale Avenue @ Savannah Avenue

Wednesday, March 07, 2018

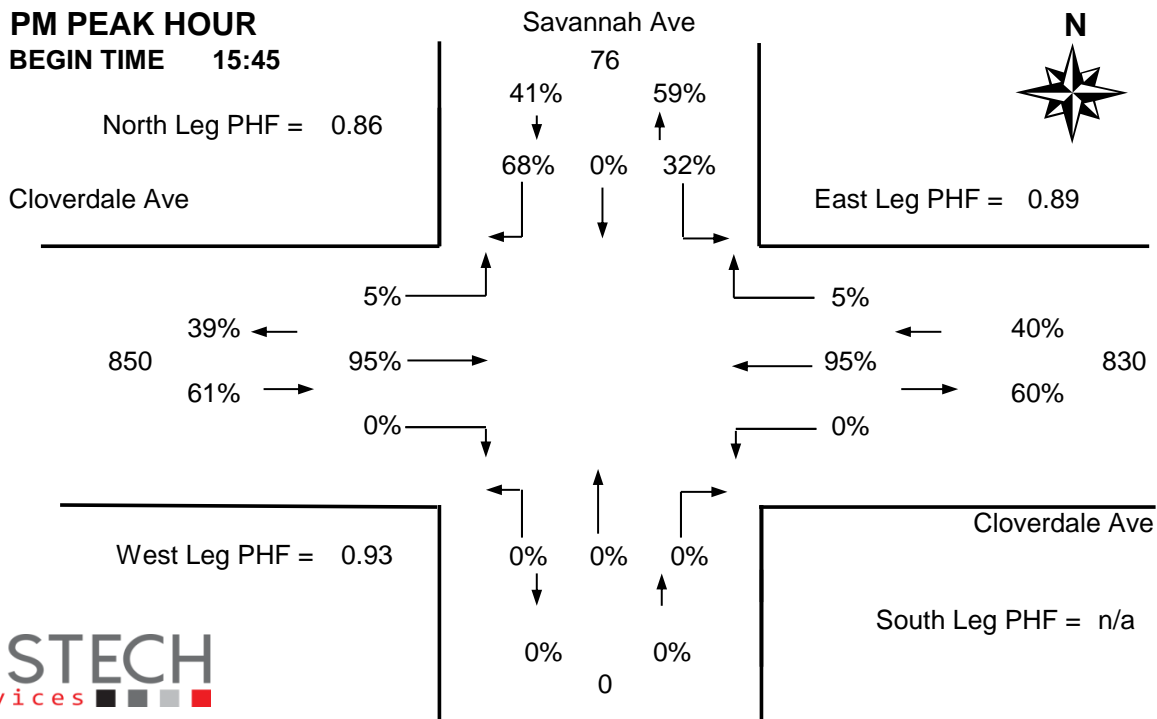
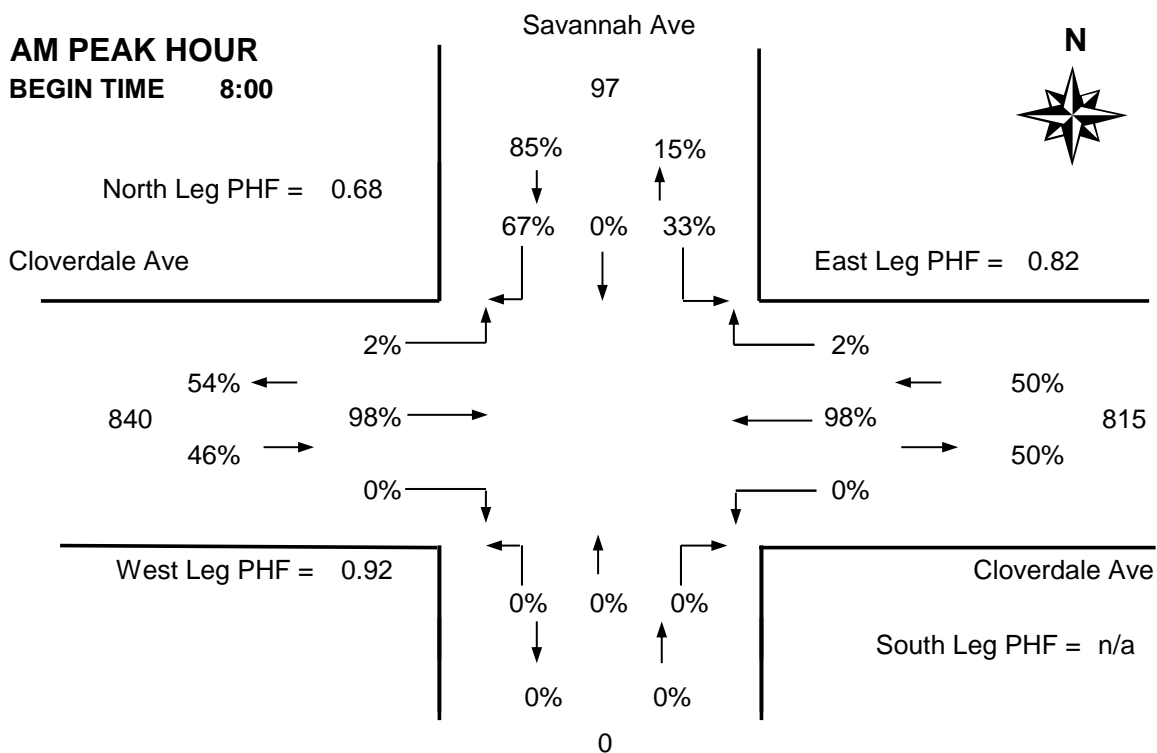


The data presented here is for information purposes only and should not be considered authoritative for construction, geotechnical, engineering, navigational, legal, or other site-specific uses. The information shared is owned by the Transportation Division of the Engineering Department at the District of Saanich. Accuracy is not guaranteed.

DISTRICT OF SAANICH 2018 TRAFFIC COUNTS

Major Route: Cloverdale Avenue
Minor Route: Savannah Avenue
Date: Wednesday, March 7, 2018
Filename: Cloverdale@Savannah-Mar7-2018.xls

Station #: TIN000734
Intersection Type: 3-leg north approach
East/West Route: Cloverdale Avenue
Weather: Cloudy and damp



DISTRICT OF SAANICH 2018 TRAFFIC COUNTS

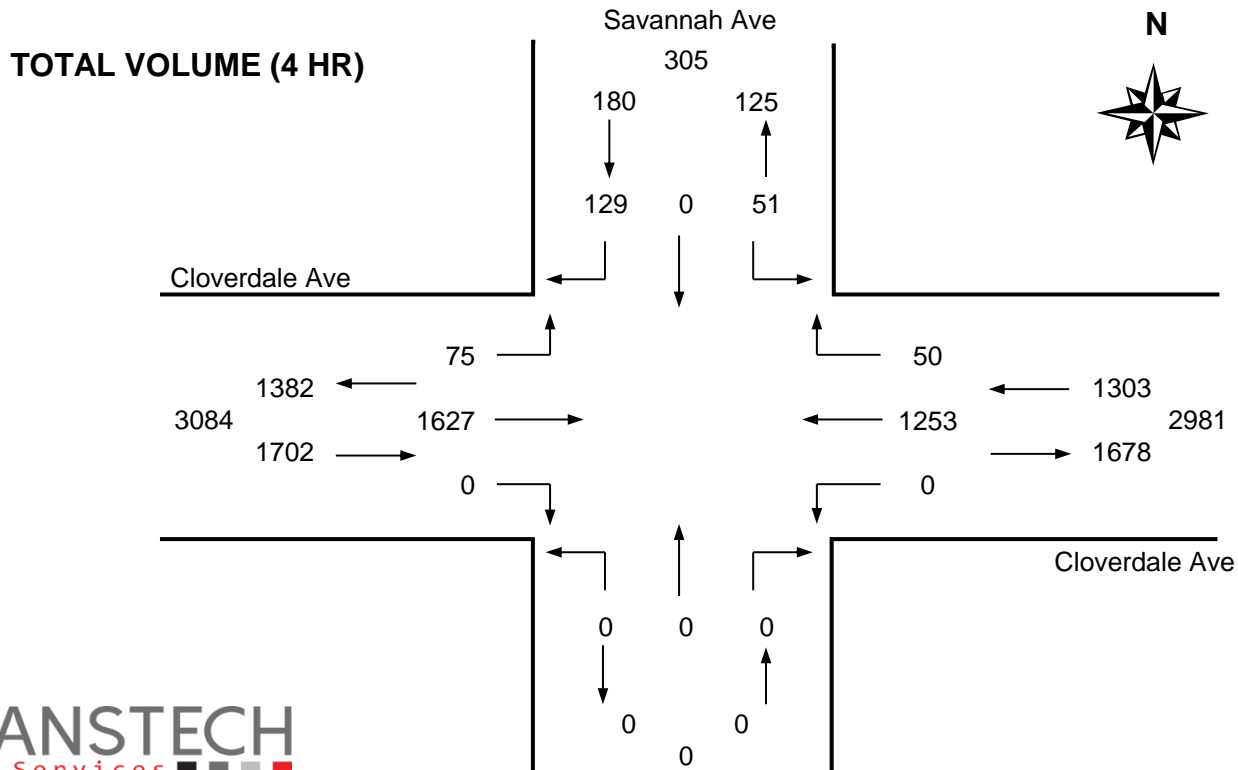
Major Route: Cloverdale Avenue
Minor Route: Savannah Avenue
Date: Wednesday, March 7, 2018
Filename: Cloverdale@Savannah-Mar7-2018.xls

Station #: TIN000734
Intersection Type: 3-leg north approach
East/West Route: Cloverdale Avenue
Weather: Cloudy and damp

Comments:

Vehicle Data

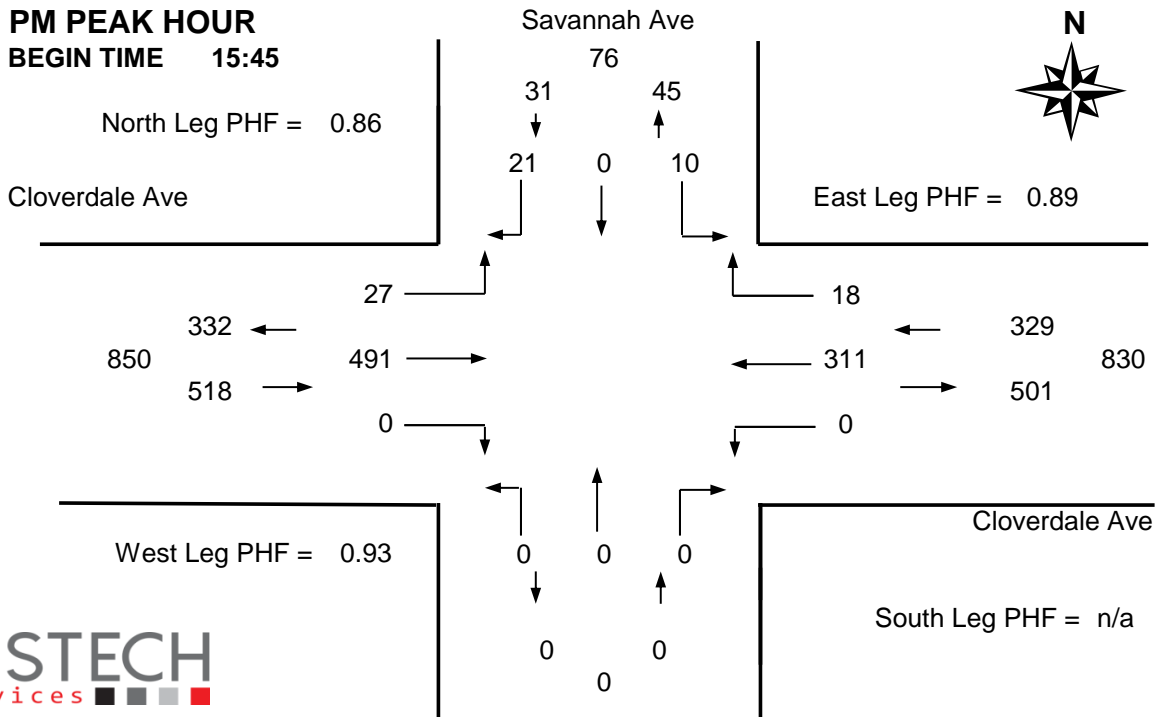
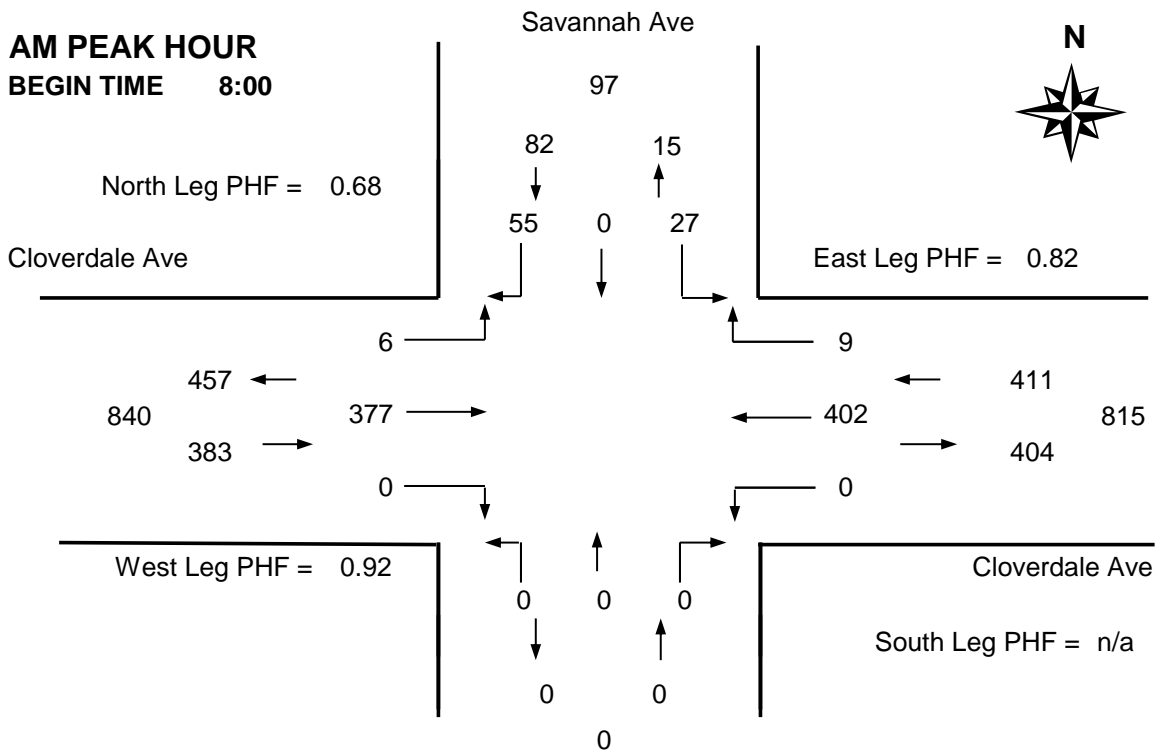
Time Period Starting	Savannah Ave			Cloverdale Ave			Cloverdale Ave			15 Min Total	Hourly Total	Pedestrians						
	From North			From South			From West					From East			N	S	W	E
	Left	Thru	Right	Left	Thru	Right	Left	Thru	Right			Left	Thru	Right				
7:30	1		7				1	69			61	0	139	-	1		0	0
7:45	4		15				3	84			91	1	198	-	2		0	0
8:00	5		9				2	91			87	2	196 *	-	1		1	0
8:15	9		17				2	90			98	3	219 *	752	4		0	0
8:30	12		18				1	103			93	2	229 *	842	4		0	0
8:45	1		11				1	93			124	2	232 +	876	2		0	0
9:00	1		6				2	78			73	3	163	843	3		0	0
9:15	0		6				5	81			76	3	171	795	0		0	0
Total	33	0	89	0	0	0	17	689	0	0	703	16	1547	-	17	0	1	0
Pk Hr	27	0	55	0	0	0	6	377	0	0	402	9	876 *	-	11	0	1	0
Pk Hr Factor	0.56	n/a	0.76	n/a	n/a	n/a	0.75	0.92	n/a	n/a	0.81	0.75	0.94	* = Peak hour + = Peak 15 minutes				
	0.68			n/a			0.92			0.82								
15:30	2		5				5	101			59	2	174	-	4		0	0
15:45	4		4				7	112			76	4	207 *	-	2		0	1
16:00	3		6				9	112			87	5	222 *	-	3		0	0
16:15	1		8				7	133			74	5	228 +	831	0		0	0
16:30	2		3				4	134			74	4	221 *	878	3		0	0
16:45	2		3				8	115			68	4	200	871	7		0	1
17:00	2		6				13	134			57	5	217	866	7		0	0
17:15	2		5				5	97			55	5	169	807	2		0	0
Total	18	0	40	0	0	0	58	938	0	0	550	34	1638	-	28	0	0	2
Pk Hr	10	0	21	0	0	0	27	491	0	0	311	18	878 *	-	8	0	0	1
Pk Hr Factor	0.63	n/a	0.66	n/a	n/a	n/a	0.75	0.92	n/a	n/a	0.89	0.90	0.96					
	0.86			n/a			0.93			0.89								



DISTRICT OF SAANICH 2018 TRAFFIC COUNTS

Major Route: Cloverdale Avenue
Minor Route: Savannah Avenue
Date: Wednesday, March 7, 2018
Filename: Cloverdale@Savannah-Mar7-2018.xls

Station #: TIN000734
Intersection Type: 3-leg north approach
East/West Route: Cloverdale Avenue
Weather: Cloudy and damp



DISTRICT OF SAANICH 2018 TRAFFIC COUNTS

Major Route: Cloverdale Avenue
Minor Route: Savannah Avenue
Date: Wednesday, March 7, 2018
Filename: Cloverdale@Savannah-Mar7-2018.xls

Station #: TIN000734
Intersection Type: 3-leg north approach
East/West Route: Cloverdale Avenue
Weather: Cloudy and damp

Comments:

Bicycle Data

Time Period Starting	Savannah Ave						Cloverdale Ave			Cloverdale Ave			15 Min Total	Hourly Total
	From North			From South			From West			From East				
	Left	Thru	Right	Left	Thru	Right	Left	Thru	Right	Left	Thru	Right		
7:30	1		0				0	0			2	0	3 *	-
7:45	2		1				0	0			4	0	7 +	-
8:00	2		0				0	0			3	0	5 *	-
8:15	0		0				0	0			2	2	4 *	19
8:30	3		0				0	0			0	0	3	19
8:45	1		0				0	0			2	1	4	16
9:00	0		0				0	0			1	0	1	12
9:15	0		0				0	0			0	0	0	8
Total	9	0	1	0	0	0	0	0	0	0	14	3	27	-
Pk Hr	5	0	1	0	0	0	0	0	0	0	11	2	19 *	-
15x4	8	0	4	0	0	0	0	0	0	0	16	8	28 +	-

15:30	0		0				0	1			1	0	2	-
15:45	0		0				0	1			1	1	3	-
16:00	0		0				0	0			0	2	2	-
16:15	0		0				0	0			0	0	0 *	7
16:30	0		0				0	1			0	1	2 *	7
16:45	4		0				0	4			0	1	9 +	13
17:00	2		0				0	4			0	3	9 *	20
17:15	0		0				0	0			0	0	0	20
Total	6	0	0	0	0	0	0	11	0	0	2	8	27	-
Pk Hr	6	0	0	0	0	0	0	9	0	0	0	5	20 *	-
15x4	16	0	0	0	0	0	0	16	0	0	0	12	36 +	-

4 Hr	15	0	1	0	0	0	0	11	0	0	16	11	54	108
------	----	---	---	---	---	---	---	----	---	---	----	----	----	-----

PEAK HOUR SUMMARY

