

Cloverdale Avenue @ Inverness Road

Wednesday, September 26, 2018

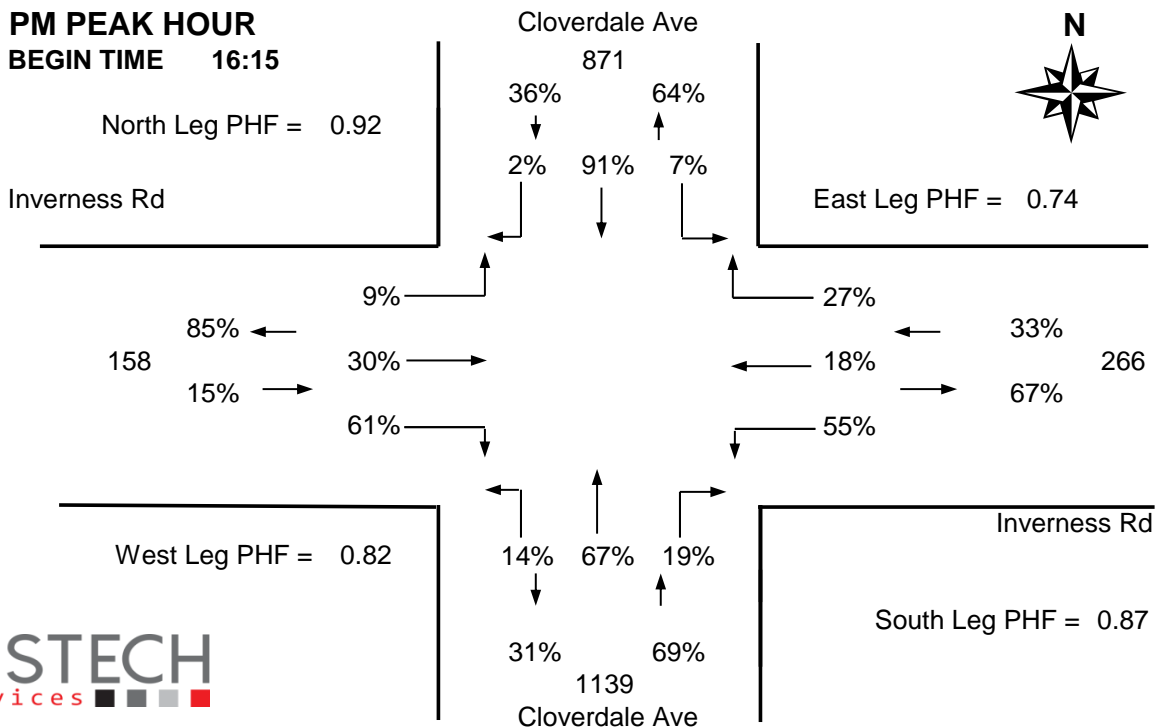
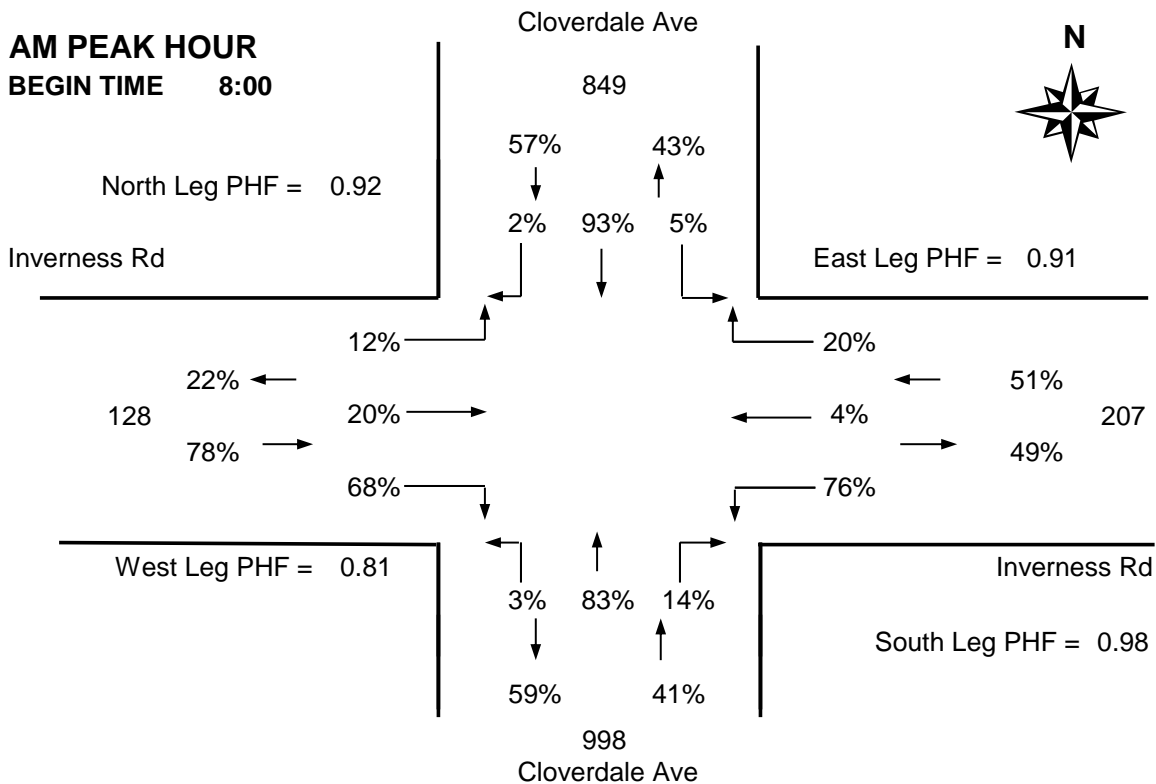


The data presented here is for information purposes only and should not be considered authoritative for construction, geotechnical, engineering, navigational, legal, or other site-specific uses. The information shared is owned by the Transportation Division of the Engineering Department at the District of Saanich. Accuracy is not guaranteed.

DISTRICT OF SAANICH 2018 TRAFFIC COUNTS

Major Route: Cloverdale Avenue
Minor Route: Inverness Road
Date: Wednesday, September 26, 2018
Filename: Cloverdale@Inverness-Sep26-2018.xls

Station #: TIN000731
Intersection Type: 4-leg
East/West Route: Inverness Road
Weather: Clear and dry



DISTRICT OF SAANICH 2018 TRAFFIC COUNTS

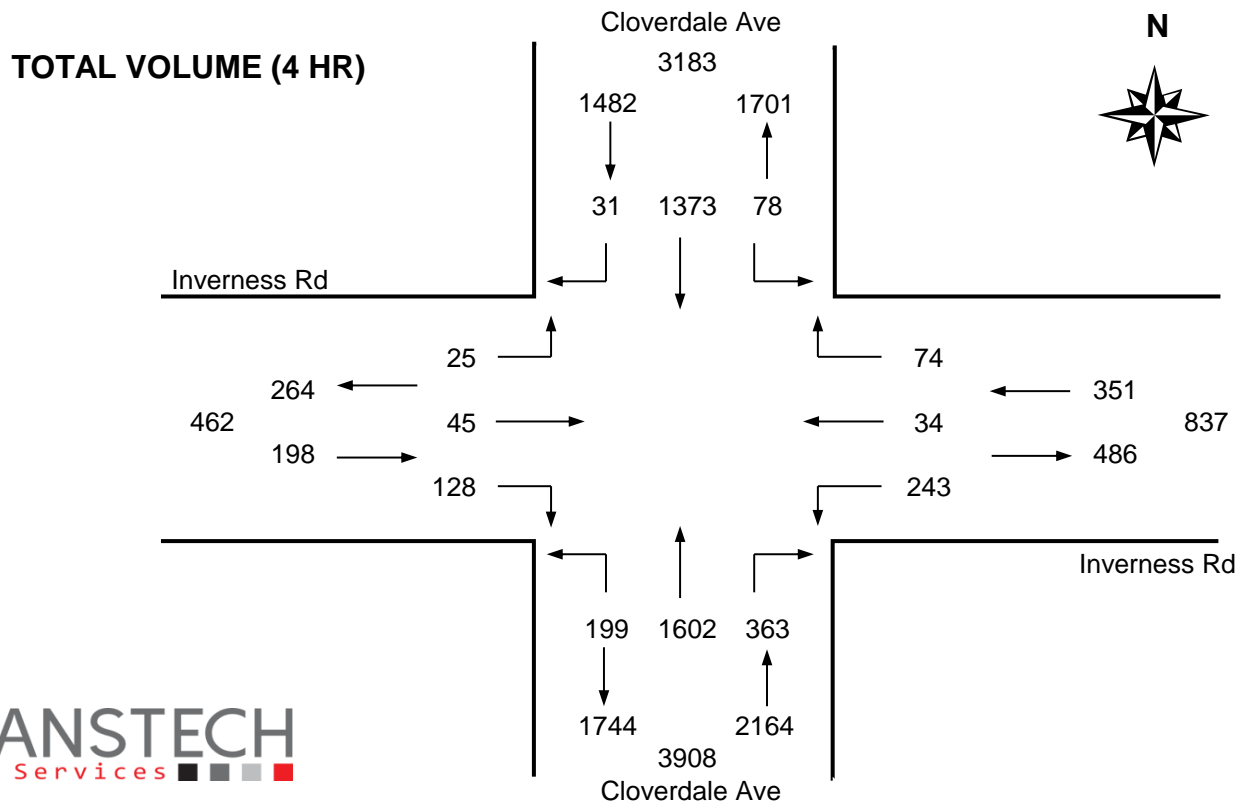
Major Route: Cloverdale Avenue
Minor Route: Inverness Road
Date: Wednesday, September 26, 2018
Filename: Cloverdale@Inverness-Sep26-2018.xls

Station #: TIN000731
Intersection Type: 4-leg
East/West Route: Inverness Road
Weather: Clear and dry

Comments: Count ID-2018135

Vehicle Data

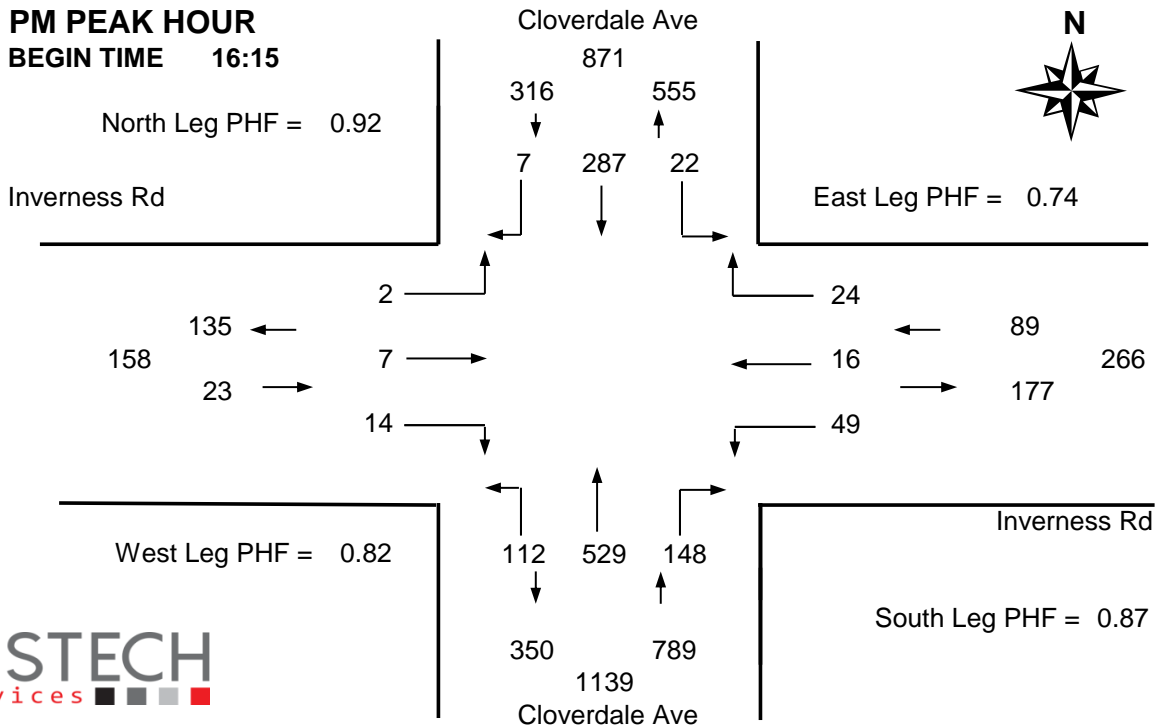
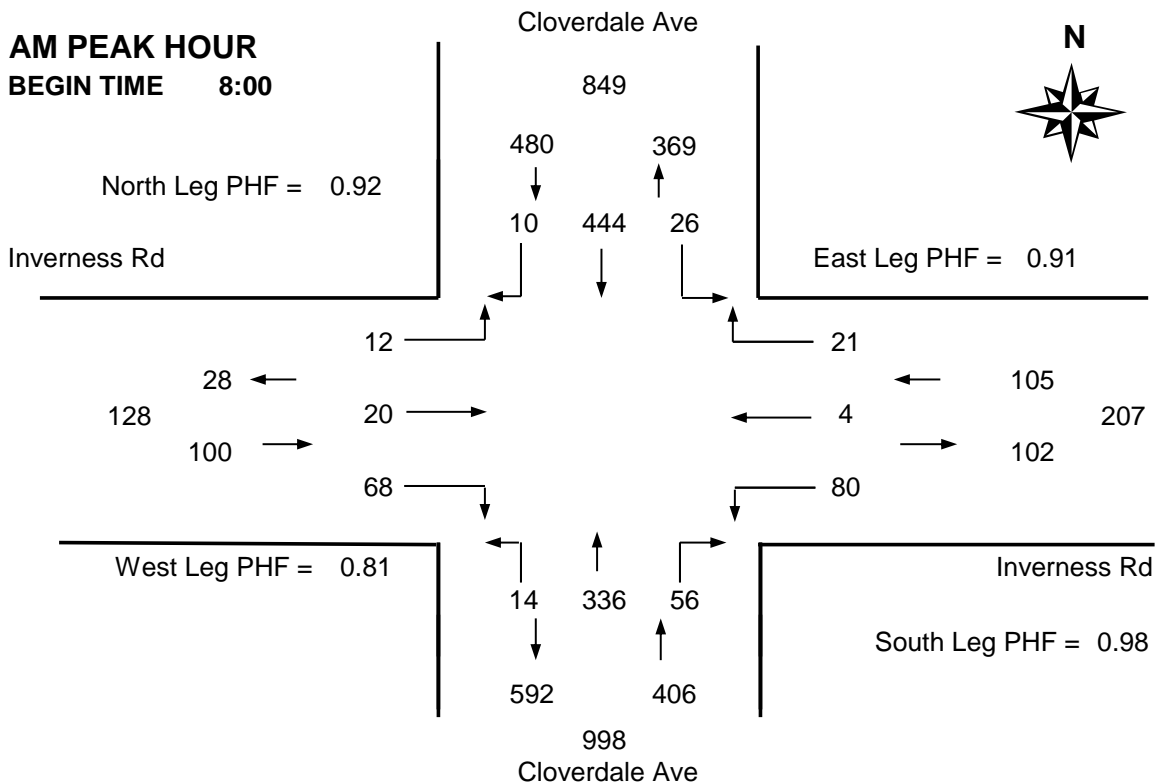
Time Period Starting	Cloverdale Ave			Cloverdale Ave			Inverness Rd			Inverness Rd			15 Min Total	Hourly Total	Pedestrians			
	From North			From South			From West			From East					N	S	W	E
	Left	Thru	Right	Left	Thru	Right	Left	Thru	Right	Left	Thru	Right						
7:30	2	69	1	3	66	7	1	2	12	21	1	4	189	-	0	8	3	4
7:45	4	101	1	1	68	10	0	1	6	22	1	3	218	-	2	15	3	9
8:00	4	101	3	4	84	14	4	5	22	19	1	5	266 *	-	0	12	2	5
8:15	8	117	1	5	87	12	4	2	21	18	0	4	279 *	952	0	24	4	6
8:30	7	119	4	3	89	12	1	8	14	19	1	9	286 +	1049	0	19	7	11
8:45	7	107	2	2	76	18	3	5	11	24	2	3	260 *	1091	0	14	4	6
9:00	4	90	0	2	78	18	0	3	4	18	3	6	226	1051	1	12	3	8
9:15	4	78	3	2	75	18	1	3	8	12	2	1	207	979	0	6	0	8
Total	40	782	15	22	623	109	14	29	98	153	11	35	1931	-	3	110	26	57
Pk Hr	26	444	10	14	336	56	12	20	68	80	4	21	1091 *	-	0	69	17	28
Pk Hr Factor	0.81	0.93	0.63	0.70	0.94	0.78	0.75	0.63	0.77	0.83	0.50	0.58	0.95	* = Peak hour + = Peak 15 minutes				
	0.92			0.98			0.81			0.91								
15:30	3	90	4	14	97	20	2	1	6	14	1	1	253	-	0	12	3	2
15:45	5	86	3	7	117	25	3	2	4	8	1	4	265	-	1	9	5	8
16:00	4	78	2	26	120	28	2	3	2	7	3	4	279	-	0	19	2	20
16:15	3	81	2	20	109	31	0	2	5	4	1	4	262 *	1059	3	4	1	6
16:30	6	72	2	29	154	43	1	3	3	11	3	9	336 +	1142	0	14	3	2
16:45	5	69	0	35	125	42	1	1	5	19	4	4	310 *	1187	1	10	4	6
17:00	8	65	3	28	141	32	0	1	1	15	8	7	309 *	1217	0	5	2	3
17:15	4	50	0	18	116	33	2	3	4	12	2	6	250	1205	1	5	3	3
Total	38	591	16	177	979	254	11	16	30	90	23	39	2264	-	6	78	23	50
Pk Hr	22	287	7	112	529	148	2	7	14	49	16	24	1217 *	-	4	33	10	17
Pk Hr Factor	0.69	0.89	0.58	0.80	0.86	0.86	0.50	0.58	0.70	0.64	0.50	0.67	0.91					
	0.92			0.87			0.82			0.74								



DISTRICT OF SAANICH 2018 TRAFFIC COUNTS

Major Route: Cloverdale Avenue
Minor Route: Inverness Road
Date: Wednesday, September 26, 2018
Filename: Cloverdale@Inverness-Sep26-2018.xls

Station #: TIN000731
Intersection Type: 4-leg
East/West Route: Inverness Road
Weather: Clear and dry



DISTRICT OF SAANICH 2018 TRAFFIC COUNTS

Major Route: Cloverdale Avenue
Minor Route: Inverness Road
Date: Wednesday, September 26, 2018
Filename: Cloverdale@Inverness-Sep26-2018.xls

Station #: TIN000731
Intersection Type: 4-leg
East/West Route: Inverness Road
Weather: Clear and dry

Comments: Count ID-2018135

Bicycle Data

Time Period Starting	Cloverdale Ave			Cloverdale Ave			Inverness Rd			Inverness Rd			15 Min Total	Hourly Total
	From North			From South			From West			From East				
	Left	Thru	Right	Left	Thru	Right	Left	Thru	Right	Left	Thru	Right		
7:30	0	5	0	0	0	0	0	0	0	0	0	0	5 *	-
7:45	0	5	0	0	0	0	0	0	2	1	0	0	8 +	-
8:00	0	6	0	0	1	0	0	0	0	0	0	0	7 *	-
8:15	1	3	0	0	2	0	0	0	0	1	0	1	8 *	28
8:30	0	3	0	0	1	1	0	0	0	0	0	0	5	28
8:45	0	7	0	0	0	0	0	0	0	0	0	0	7	27
9:00	0	3	0	0	0	0	0	0	0	0	0	0	3	23
9:15	0	5	0	0	0	0	0	0	0	0	0	0	5	20
Total	1	37	0	0	4	1	0	0	2	2	0	1	48	-
Pk Hr	1	19	0	0	3	0	0	0	2	2	0	1	28 *	-
15x4	4	24	0	0	8	0	0	0	8	4	0	4	32 +	-

15:30	0	1	0	0	2	1	0	0	0	0	0	0	4	-
15:45	0	0	0	0	4	0	0	0	0	0	0	0	4	-
16:00	1	2	0	0	1	2	0	0	0	1	0	0	7 *	-
16:15	0	0	0	0	3	0	0	0	0	1	0	1	5 *	20
16:30	1	2	0	0	3	2	0	0	0	0	0	0	8 +	24
16:45	0	3	0	0	2	0	0	0	0	1	0	0	6 *	26
17:00	0	0	0	1	2	0	0	0	0	0	0	0	3	22
17:15	0	2	0	0	2	0	0	0	0	0	0	1	5	22
Total	2	10	0	1	19	5	0	0	0	3	0	2	42	-
Pk Hr	2	7	0	0	9	4	0	0	0	3	0	1	26 *	-
15x4	4	12	0	0	12	8	0	0	0	4	0	4	32 +	-

4 Hr	3	47	0	1	23	6	0	0	2	5	0	3	90	180
-------------	----------	-----------	----------	----------	-----------	----------	----------	----------	----------	----------	----------	----------	-----------	------------

PEAK HOUR SUMMARY

