

Cedar Hill Road @ Hopesmore Drive (S)

Thursday, October 19, 2017

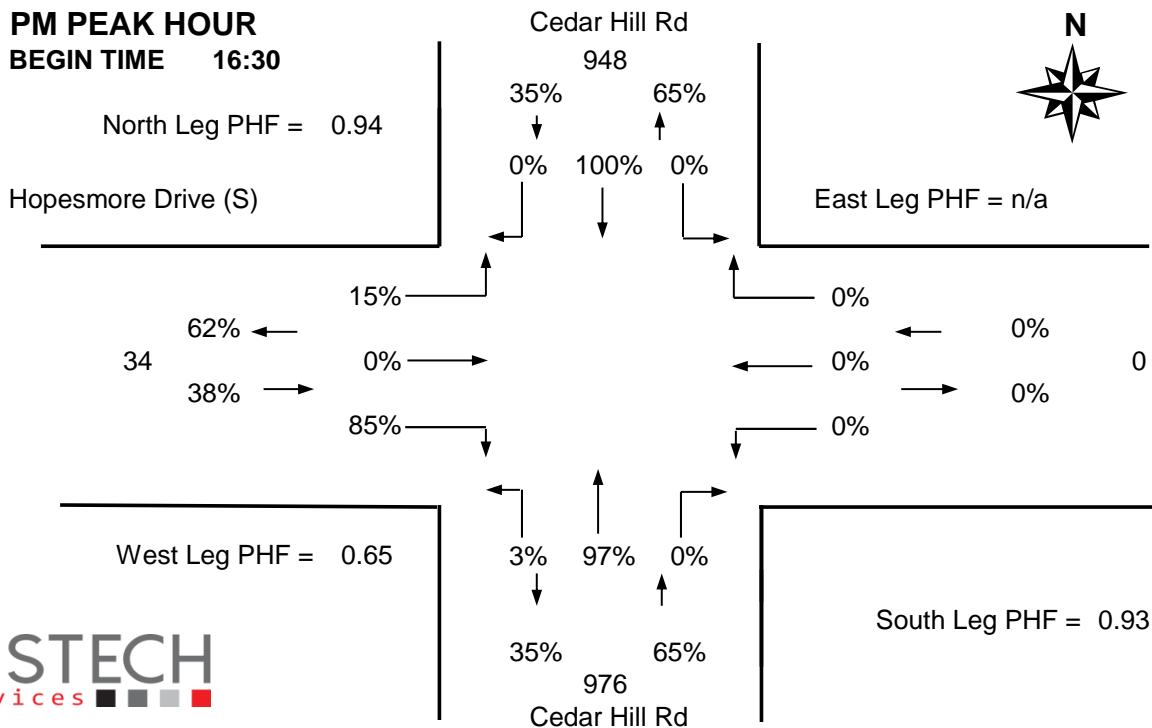
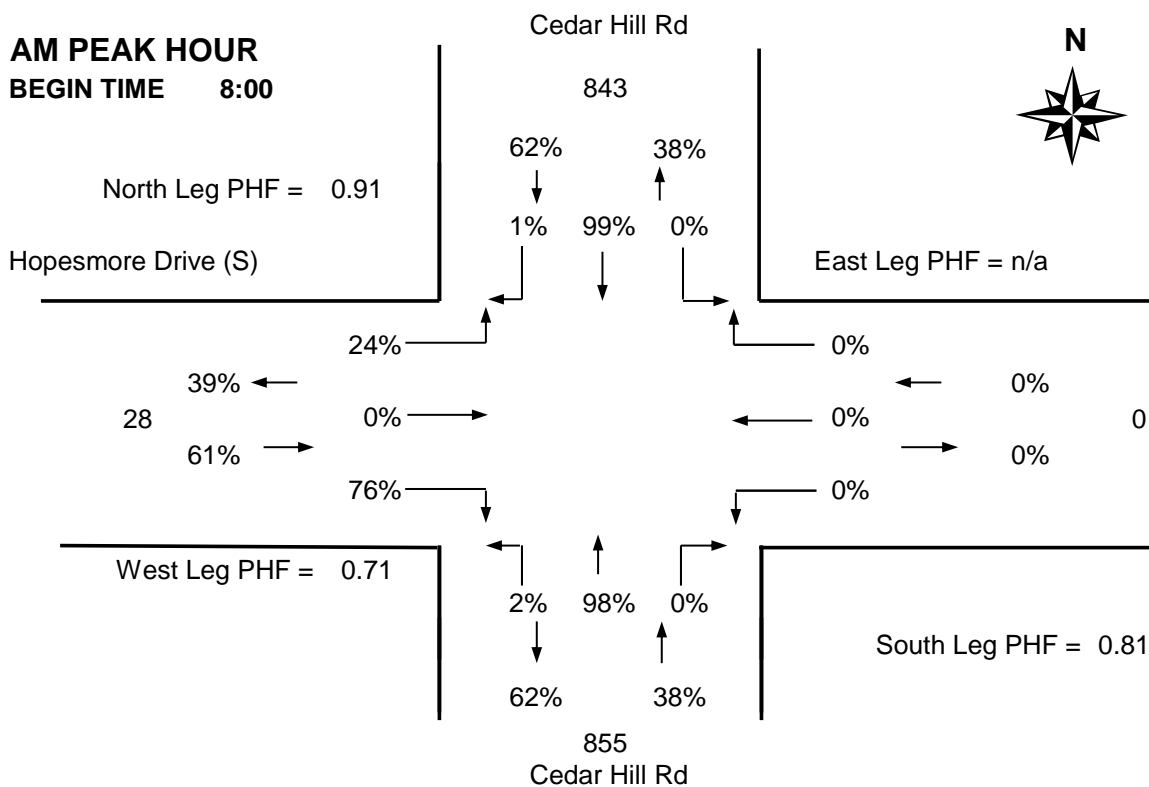


The data presented here is for information purposes only and should not be considered authoritative for construction, geotechnical, engineering, navigational, legal, or other site-specific uses. The information shared is owned by the Transportation Division of the Engineering Department at the District of Saanich. Accuracy is not guaranteed.

DISTRICT OF SAANICH 2017 TRAFFIC COUNTS

Major Route: Cedar Hill Road
Minor Route: Hopesmore Drive (S)
Date: Thursday, October 19, 2017
Filename: Cedar Hill@Hopesmore Drive (S)-Oct19-2017.xls

Station #: TIN000511
Intersection Type: 3-leg west approach
East/West Route: Hopesmore Drive (S)
Weather: Rain and wet



DISTRICT OF SAANICH 2017 TRAFFIC COUNTS

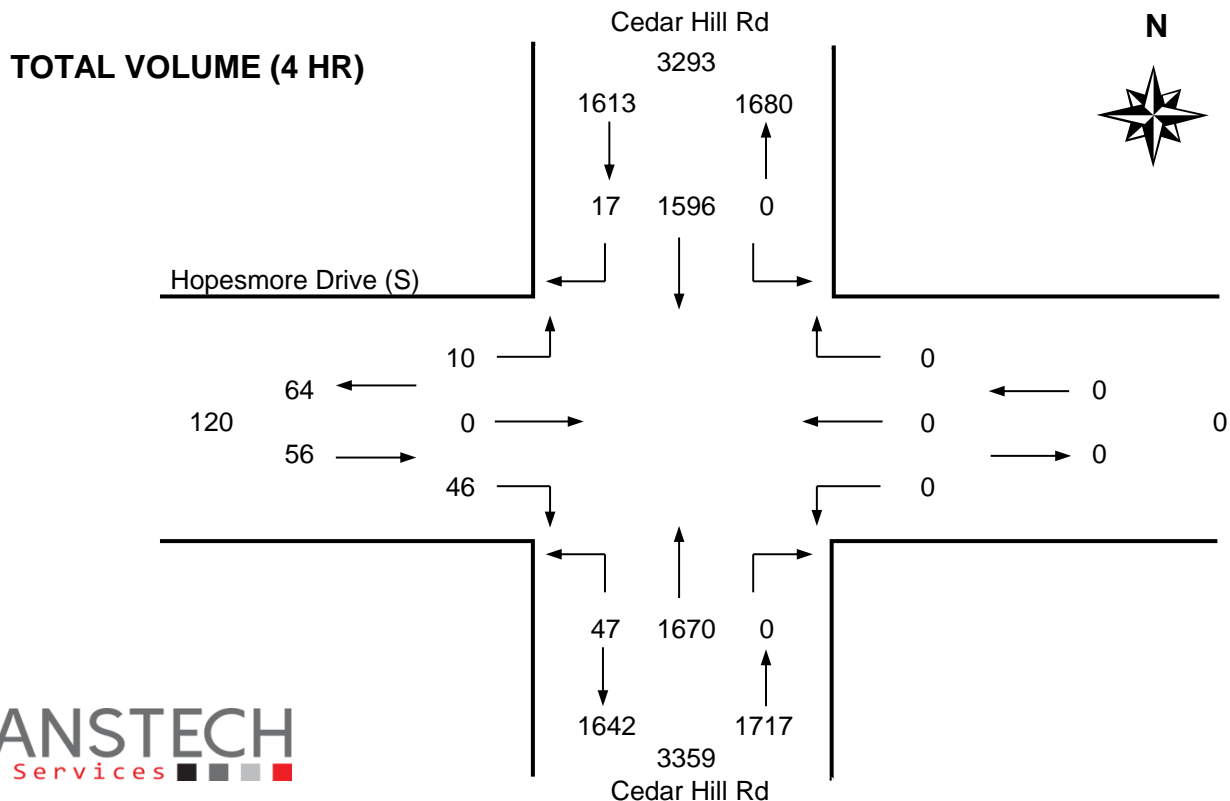
Major Route: Cedar Hill Road
Minor Route: Hopesmore Drive (S)
Date: Thursday, October 19, 2017
Filename: Cedar Hill@Hopesmore Drive (S)-Oct19-2017.xls

Station #: TIN000511
Intersection Type: 3-leg west approach
East/West Route: Hopesmore Drive (S)
Weather: Rain and wet

Comments:

Vehicle Data

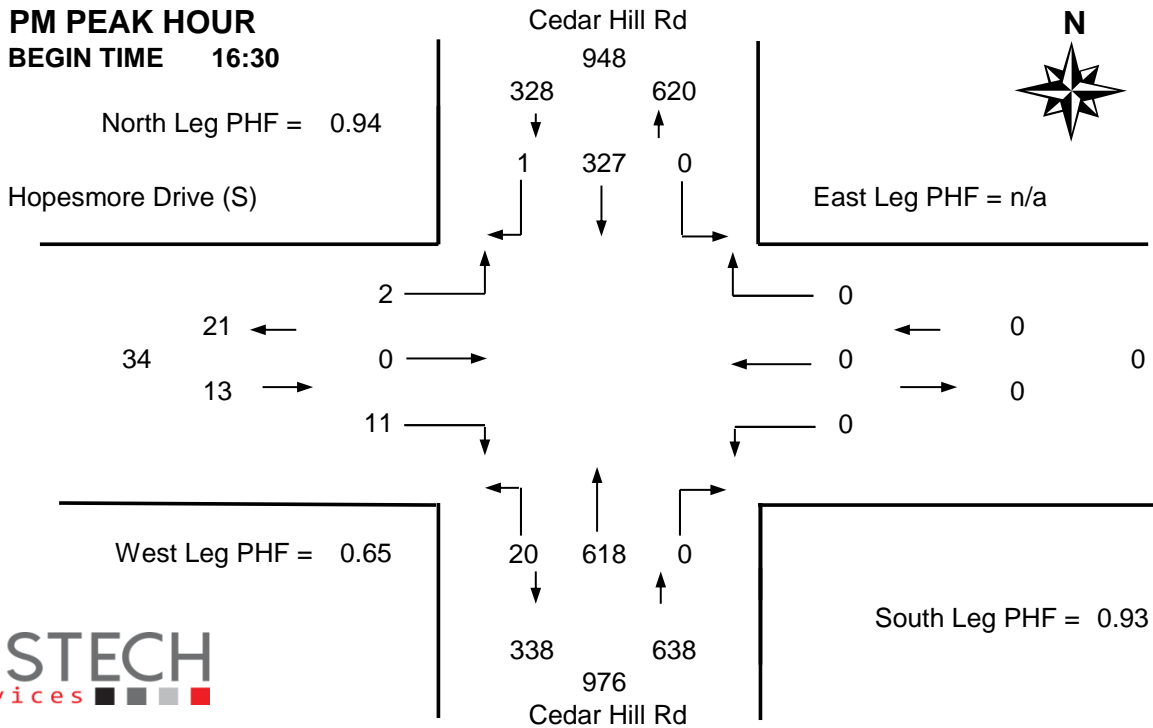
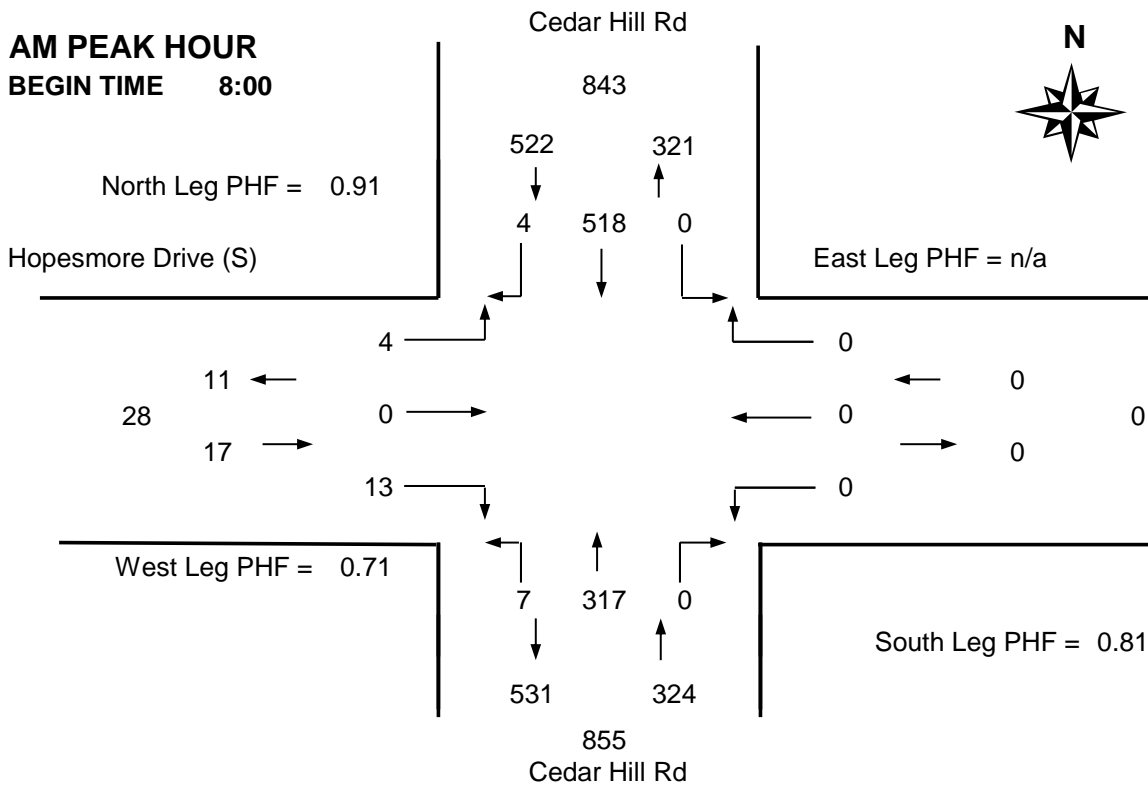
Time Period Starting	Cedar Hill Rd			Cedar Hill Rd			Hopesmore Drive (S)			From East			15 Min Total	Hourly Total	Pedestrians			
	From North			From South			From West			Left	Thru	Right			N	S	W	E
	Left	Thru	Right	Left	Thru	Right	Left	Thru	Right	Left	Thru	Right						
7:30		118	2	1	40		1		1				163	-	0	0	1	
7:45		124	3	1	66		1		2				197	-	2	0	4	
8:00		124	1	2	54		1		1				183 *	-	1	3	4	
8:15		143	1	0	76		1		4				225 *	768	0	1	0	
8:30		133	2	3	97		1		3				239 +	844	1	0	1	
8:45		118	0	2	90		1		5				216 *	863	0	0	0	
9:00		103	1	2	51		0		3				160	840	0	3	3	
9:15		82	1	1	84		0		4				172	787	0	0	1	
Total	0	945	11	12	558	0	6	0	23	0	0	0	1555	-	4	7	14	0
Pk Hr	0	518	4	7	317	0	4	0	13	0	0	0	863 *	-	2	4	5	0
Pk Hr Factor	n/a	0.91	0.50	0.58	0.82	n/a	1.00	n/a	0.65	n/a	n/a	n/a	0.90	* = Peak hour + = Peak 15 minutes				
Factor	0.91			0.81			0.71			n/a								
15:30		70	2	2	124		0		5				203	-	0	2	0	
15:45		80	1	5	129		2		4				221	-	0	3	1	
16:00		94	1	3	137		0		2				237	-	0	5	0	
16:15		80	1	5	104		0		1				191	852	0	3	0	
16:30		87	0	6	139		0		0				232 *	881	0	6	2	
16:45		82	1	4	152		0		5				244 *	904	0	2	0	
17:00		74	0	4	162		1		4				245 *	912	0	0	0	
17:15		84	0	6	165		1		2				258 +	979	0	2	0	
Total	0	651	6	35	1112	0	4	0	23	0	0	0	1831	-	0	23	3	0
Pk Hr	0	327	1	20	618	0	2	0	11	0	0	0	979 *	-	0	10	2	0
Pk Hr Factor	n/a	0.94	0.25	0.83	0.94	n/a	0.50	n/a	0.55	n/a	n/a	n/a	0.95					
Factor	0.94			0.93			0.65			n/a								



DISTRICT OF SAANICH 2017 TRAFFIC COUNTS

Major Route: Cedar Hill Road
Minor Route: Hopesmore Drive (S)
Date: Thursday, October 19, 2017
Filename: Cedar Hill@Hopesmore Drive (S)-Oct19-2017.xls

Station #: TIN000511
Intersection Type: 3-leg west approach
East/West Route: Hopesmore Drive (S)
Weather: Rain and wet



DISTRICT OF SAANICH 2017 TRAFFIC COUNTS

Major Route: Cedar Hill Road
Minor Route: Hopesmore Drive (S)
Date: Thursday, October 19, 2017
Filename: Cedar Hill@Hopesmore Drive (S)-Oct19-2017.xls

Station #: TIN000511
Intersection Type: 3-leg west approach
East/West Route: Hopesmore Drive (S)
Weather: Rain and wet

Comments:

Bicycle Data

Time Period Starting	Cedar Hill Rd			Cedar Hill Rd			Hopesmore Drive (S)			From East			15 Min Total	Hourly Total
	From North			From South			From West			Left	Thru	Right		
	Left	Thru	Right	Left	Thru	Right	Left	Thru	Right	Left	Thru	Right		
7:30		1	0	0	0		0		0				1	-
7:45		2	0	0	0		0		0				2	-
8:00		3	0	0	0		0		0				3 +	-
8:15		3	0	0	0		0		0				3 *	9
8:30		2	0	1	0		0		0				3 *	11
8:45		1	0	0	2		0		0				3 *	12
9:00		2	0	0	0		0		0				2	11
9:15		0	0	0	0		0		0				0	8
Total	0	14	0	1	2	0	0	0	0	0	0	0	17	-
Pk Hr	0	9	0	1	2	0	0	0	0	0	0	0	12 *	-
15x4	0	12	0	4	8	0	0	0	0	0	0	0	12 +	-

15:30		0	1	0	1		0		0				2	-
15:45		0	0	0	1		0		0				1	-
16:00		0	0	0	0		0		0				0	-
16:15		0	0	0	1		0		0				1	4
16:30		0	0	0	0		0		0				0 *	2
16:45		1	0	0	0		0		0				1 *	2
17:00		0	0	0	1		0		0				1 *	3
17:15		2	0	0	3		0		0				5 +	7
Total	0	3	1	0	7	0	0	0	0	0	0	0	11	-
Pk Hr	0	3	0	0	4	0	0	0	0	0	0	0	7 *	-
15x4	0	8	0	0	12	0	0	0	0	0	0	0	20 +	-

4 Hr	0	17	1	1	9	0	0	0	0	0	0	0	28	56
------	---	----	---	---	---	---	---	---	---	---	---	---	----	----

PEAK HOUR SUMMARY

