

Cedar Hill Road @ Feltham Road

Thursday, February 23, 2017

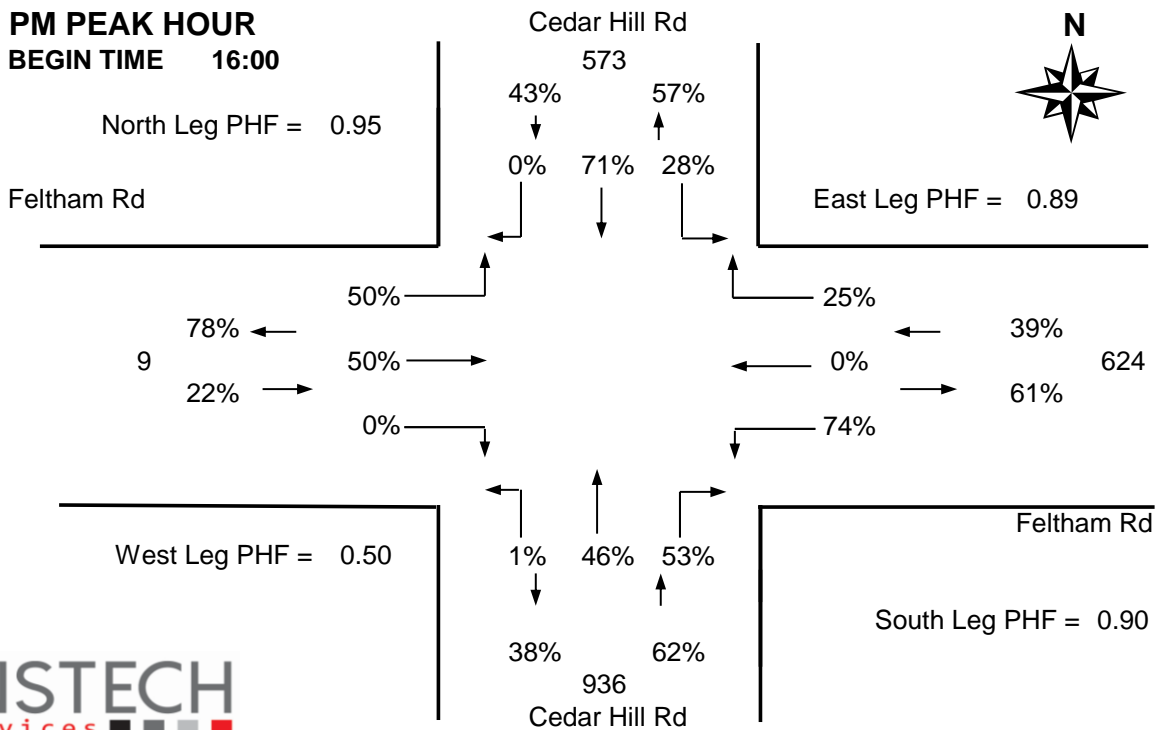
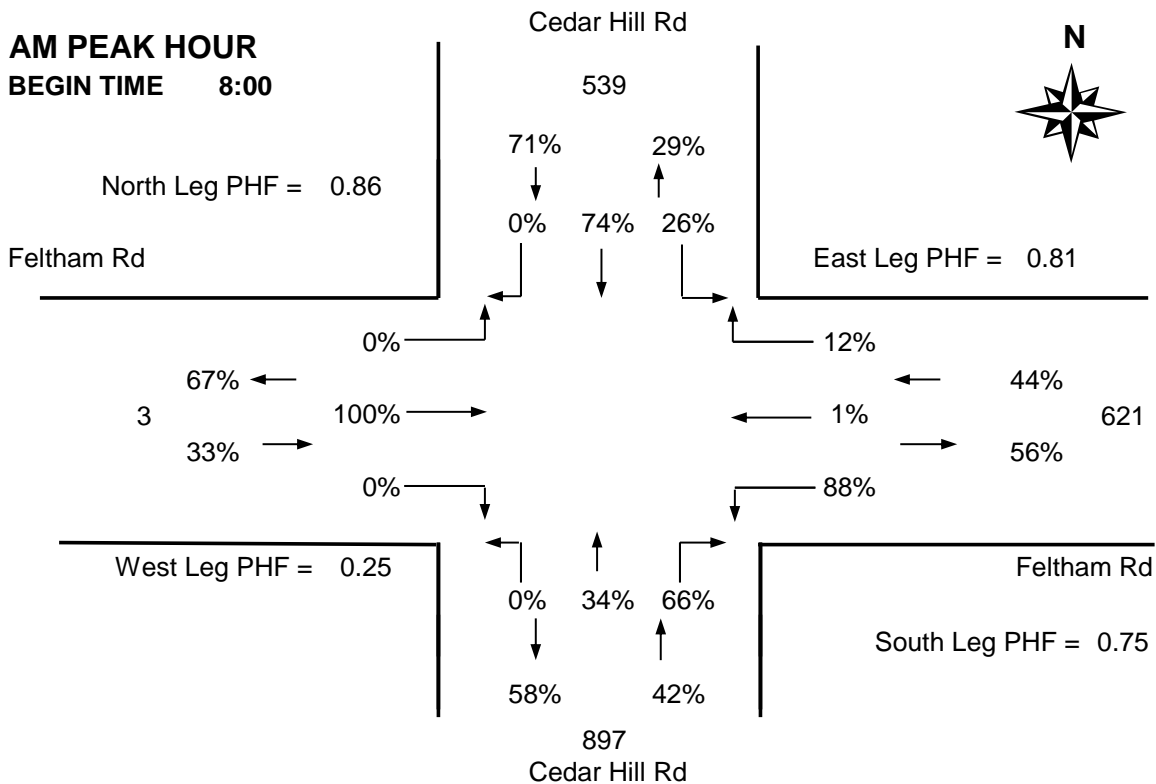


The data presented here is for information purposes only and should not be considered authoritative for construction, geotechnical, engineering, navigational, legal, or other site-specific uses. The information shared is owned by the Transportation Division of the Engineering Department at the District of Saanich. Accuracy is not guaranteed.

DISTRICT OF SAANICH 2017 TRAFFIC COUNTS

Major Route: Cedar Hill Road
Minor Route: Feltham Road
Date: Thursday, February 23, 2017
Filename: Cedar Hill@Feltham-Feb23-2017.xls

Station #: TIN000509
Intersection Type: 4-leg
East/West Route: Feltham Road
Weather: Clear and dry



DISTRICT OF SAANICH 2017 TRAFFIC COUNTS

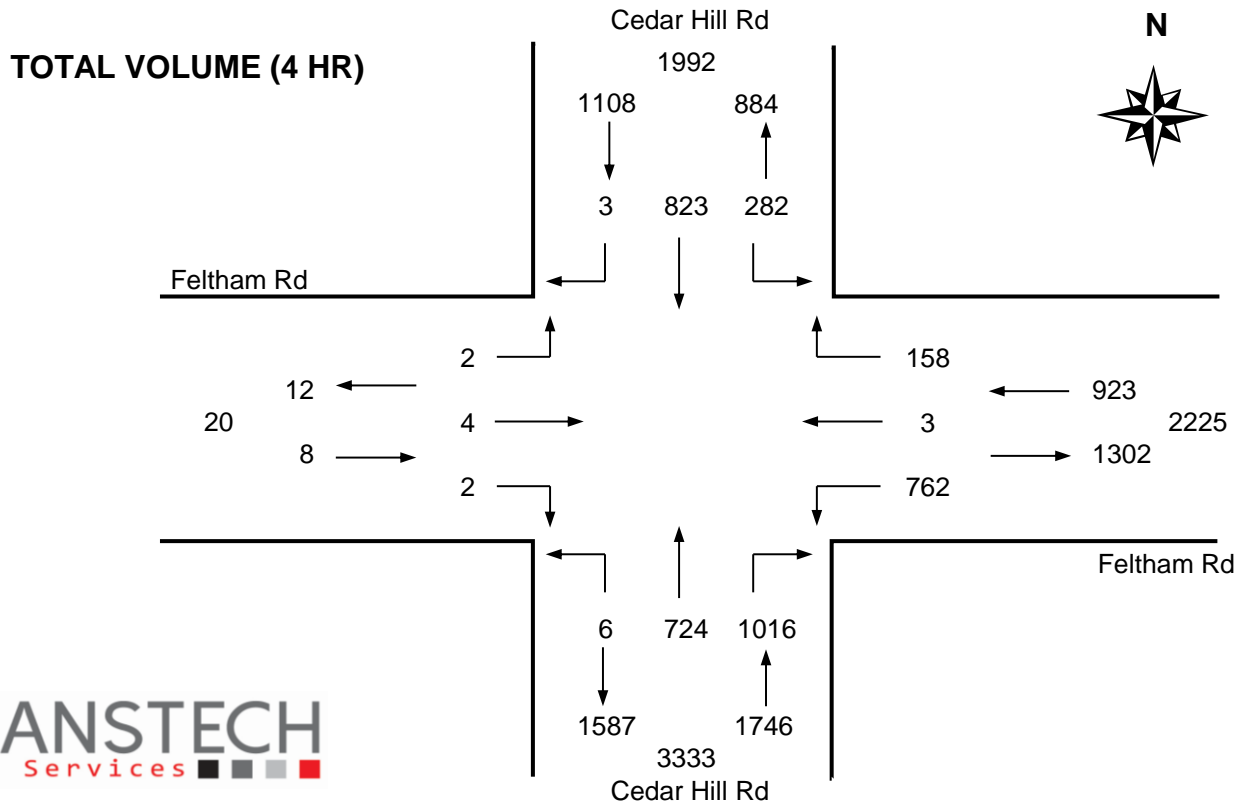
Major Route: Cedar Hill Road
Minor Route: Feltham Road
Date: Thursday, February 23, 2017
Filename: Cedar Hill@Feltham-Feb23-2017.xls

Station #: TIN000509
Intersection Type: 4-leg
East/West Route: Feltham Road
Weather: Clear and dry

Comments:

Vehicle Data

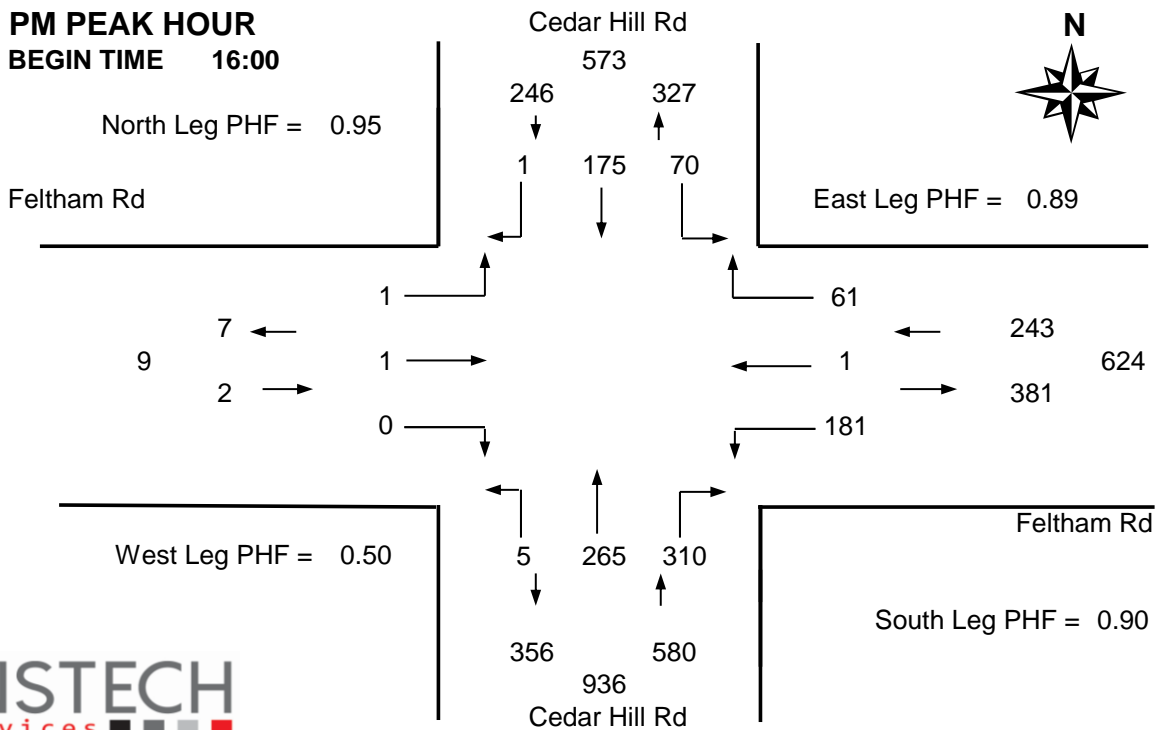
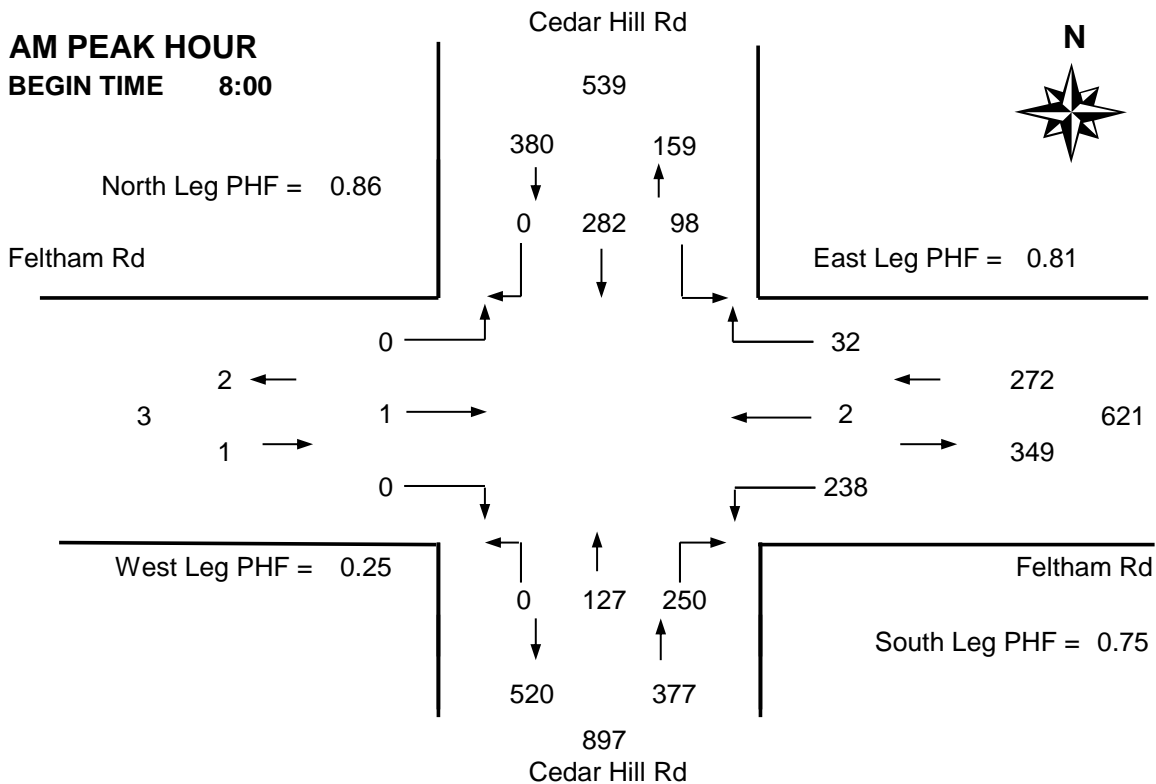
Time Period Starting	Cedar Hill Rd			Cedar Hill Rd			Feltham Rd			Feltham Rd			15 Min Total	Hourly Total	Pedestrians			
	From North			From South			From West			From East					N	S	W	E
	Left	Thru	Right	Left	Thru	Right	Left	Thru	Right	Left	Thru	Right						
7:30	7	60	0	0	12	23	0	0	2	52	0	1	157	-	0	0	0	1
7:45	18	59	1	0	16	51	0	0	0	45	0	5	195	-	2	0	0	1
8:00	28	75	0	0	22	43	0	0	0	63	0	8	239 *	-	2	0	0	2
8:15	33	78	0	0	32	94	0	0	0	51	0	8	296 +	887	1	0	0	2
8:30	19	79	0	0	41	56	0	1	0	74	1	9	280 *	1010	1	0	0	1
8:45	18	50	0	0	32	57	0	0	0	50	1	7	215 *	1030	0	0	0	1
9:00	13	34	0	0	31	47	0	0	0	37	0	6	168	959	0	0	0	4
9:15	14	36	0	0	32	47	0	0	0	45	0	8	182	845	1	0	1	1
Total	150	471	1	0	218	418	0	1	2	417	2	52	1732	-	7	0	1	13
Pk Hr	98	282	0	0	127	250	0	1	0	238	2	32	1030 *	-	4	0	0	6
Pk Hr Factor	0.74	0.89	n/a	n/a	0.77	0.66	n/a	0.25	n/a	0.80	0.50	0.89	0.87	* = Peak hour + = Peak 15 minutes				
	0.86			0.75			0.25			0.81								
15:30	17	45	0	0	59	58	0	0	0	56	0	14	249	-	0	4	0	2
15:45	16	43	1	1	59	76	0	0	0	36	0	11	243	-	1	0	0	0
16:00	13	46	0	2	68	68	0	1	0	46	1	13	258 *	-	1	0	0	3
16:15	18	41	1	1	56	76	0	0	0	41	0	18	252 *	1002	4	7	0	5
16:30	22	40	0	0	72	76	0	0	0	45	0	11	266 *	1019	0	0	0	5
16:45	17	48	0	2	69	90	1	0	0	49	0	19	295 +	1071	0	0	0	3
17:00	17	46	0	0	65	59	0	1	0	34	0	11	233	1046	0	0	0	2
17:15	12	43	0	0	58	95	1	1	0	38	0	9	257	1051	1	1	0	6
Total	132	352	2	6	506	598	2	3	0	345	1	106	2053	-	7	12	0	26
Pk Hr	70	175	1	5	265	310	1	1	0	181	1	61	1071 *	-	5	7	0	16
Pk Hr Factor	0.80	0.91	0.25	0.63	0.92	0.86	0.25	0.25	n/a	0.92	0.25	0.80	0.91					
	0.95			0.90			0.50			0.89								



DISTRICT OF SAANICH 2017 TRAFFIC COUNTS

Major Route: Cedar Hill Road
Minor Route: Feltham Road
Date: Thursday, February 23, 2017
Filename: Cedar Hill@Feltham-Feb23-2017.xls

Station #: TIN000509
Intersection Type: 4-leg
East/West Route: Feltham Road
Weather: Clear and dry



DISTRICT OF SAANICH 2017 TRAFFIC COUNTS

Major Route: Cedar Hill Road
Minor Route: Feltham Road
Date: Thursday, February 23, 2017
Filename: Cedar Hill@Feltham-Feb23-2017.xls

Station #: TIN000509
Intersection Type: 4-leg
East/West Route: Feltham Road
Weather: Clear and dry

Comments:

Bicycle Data

Time Period Starting	Cedar Hill Rd			Cedar Hill Rd			Feltham Rd			Feltham Rd			15 Min Total	Hourly Total
	From North			From South			From West			From East				
	Left	Thru	Right	Left	Thru	Right	Left	Thru	Right	Left	Thru	Right		
7:30	1	2			0	0		0	0	0	1	0	4	-
7:45	1	1			1	0		0	0	1	0	0	4	-
8:00	0	1			0	1		1	0	1	0	0	4	-
8:15	1	1			0	0		0	0	0	2	1	5 *	17
8:30	2	1			2	1		1	0	2	2	1	12 +	25
8:45	0	1			1	0		0	0	0	1	1	4 *	25
9:00	0	0			1	0		4	0	0	0	0	5 *	26
9:15	0	1			0	1		0	1	1	0	0	4	25
Total	5	8	0	0	5	3	0	6	1	5	6	3	42	-
Pk Hr	3	3	0	0	4	1	0	5	0	2	5	3	26 *	-
15x4	8	4	0	0	8	4	0	16	4	8	8	4	64 +	-

15:30	1	0			0	0		2	0	0	0	0	3	-
15:45	0	0			0	4		1	0	0	0	0	5	-
16:00	2	1			1	2		0	0	1	0	0	7 *	-
16:15	0	1			1	2		0	1	0	1	2	8 +	23
16:30	0	0			1	1		0	0	0	0	0	2 *	22
16:45	2	0			4	0		0	0	0	0	1	7 *	24
17:00	2	0			2	0		2	0	0	0	1	7	24
17:15	0	0			0	0		2	0	0	0	0	2	18
Total	7	2	0	0	9	9	0	7	1	1	1	4	41	-
Pk Hr	4	2	0	0	7	5	0	0	1	1	1	3	24 *	-
15x4	8	4	0	0	16	8	0	8	4	0	4	8	60 +	-

4 Hr	12	10	0	0	14	12	0	13	2	6	7	7	83	166
------	----	----	---	---	----	----	---	----	---	---	---	---	----	-----

PEAK HOUR SUMMARY

