

Cedar Hill Road @ Derby Road

Thursday, October 19, 2017

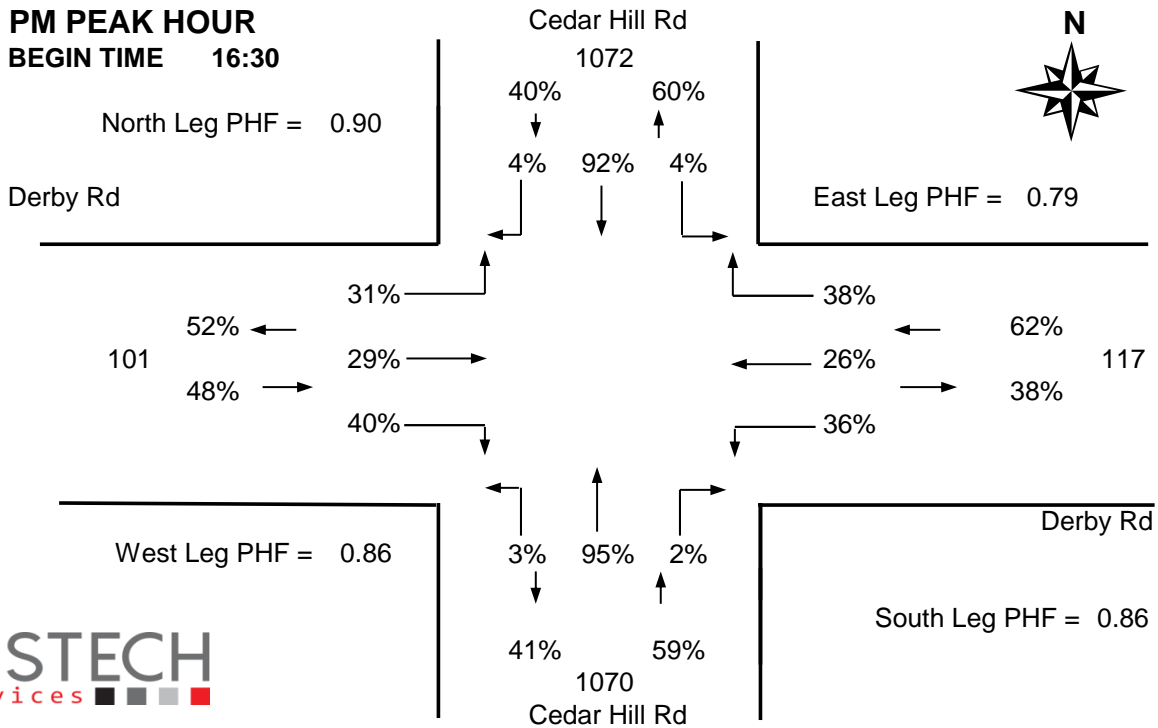
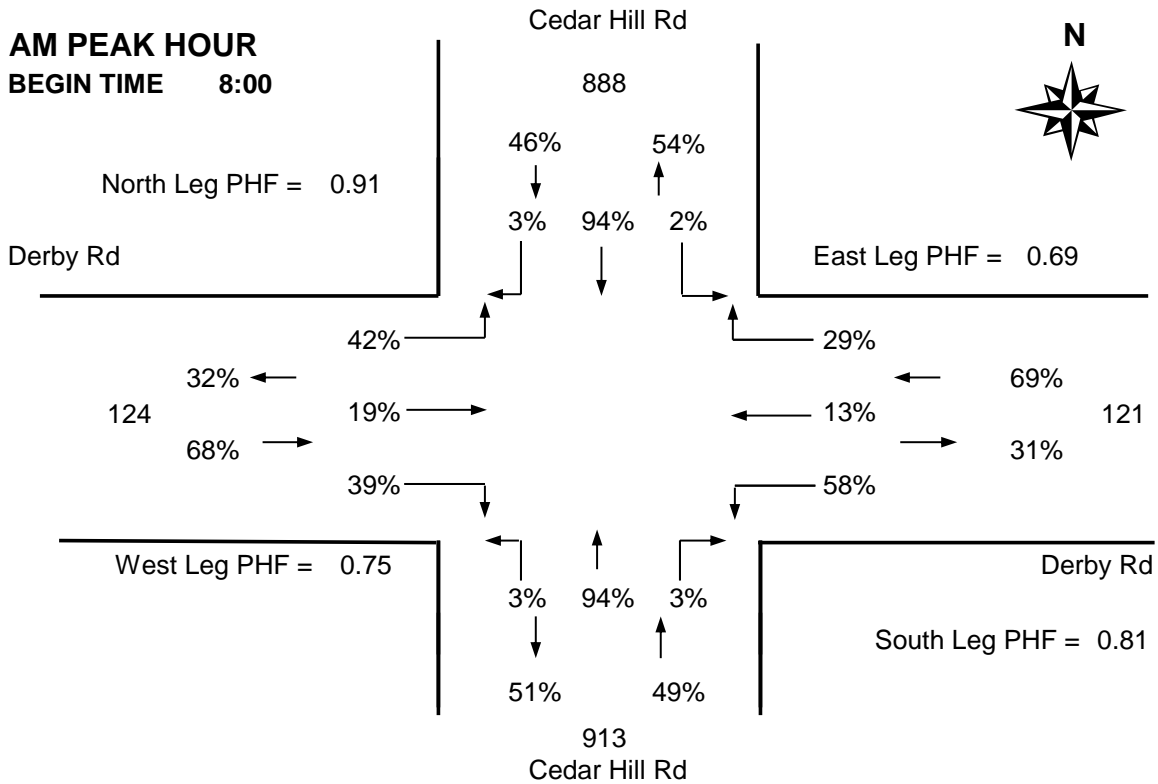


The data presented here is for information purposes only and should not be considered authoritative for construction, geotechnical, engineering, navigational, legal, or other site-specific uses. The information shared is owned by the Transportation Division of the Engineering Department at the District of Saanich. Accuracy is not guaranteed.

DISTRICT OF SAANICH 2017 TRAFFIC COUNTS

Major Route: Cedar Hill Road
Minor Route: Derby Road
Date: Thursday, October 19, 2017
Filename: Cedar Hill@Derby-Oct19-2017.xls

Station #: TIN000109
Intersection Type: 4-leg
East/West Route: Derby Road
Weather: Rain and wet



DISTRICT OF SAANICH 2017 TRAFFIC COUNTS

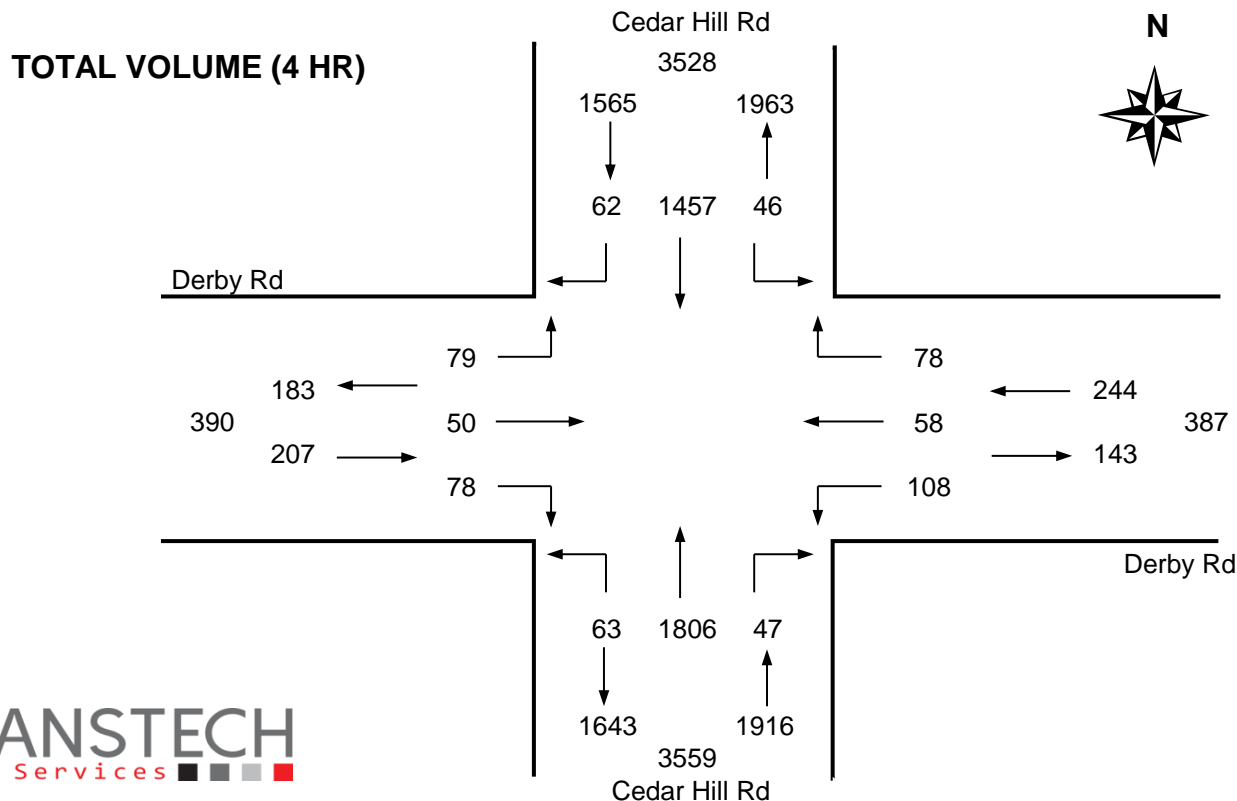
Major Route: Cedar Hill Road
Minor Route: Derby Road
Date: Thursday, October 19, 2017
Filename: Cedar Hill@Derby-Oct19-2017.xls

Station #: TIN000109
Intersection Type: 4-leg
East/West Route: Derby Road
Weather: Rain and wet

Comments:

Vehicle Data

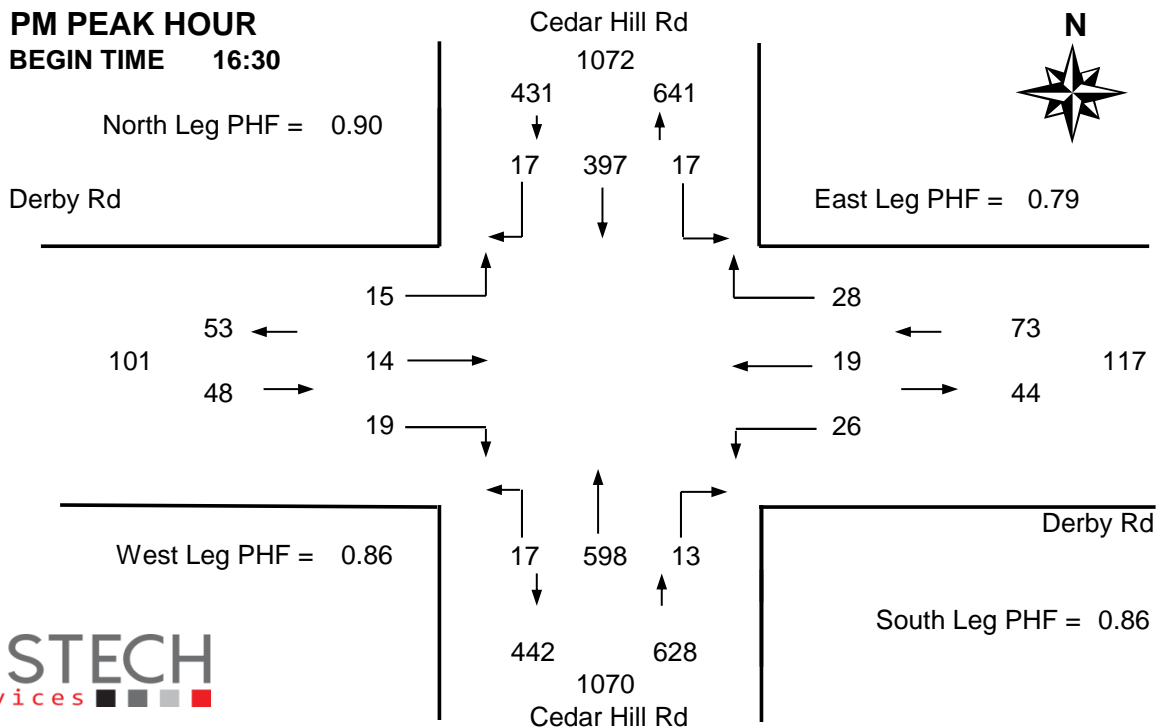
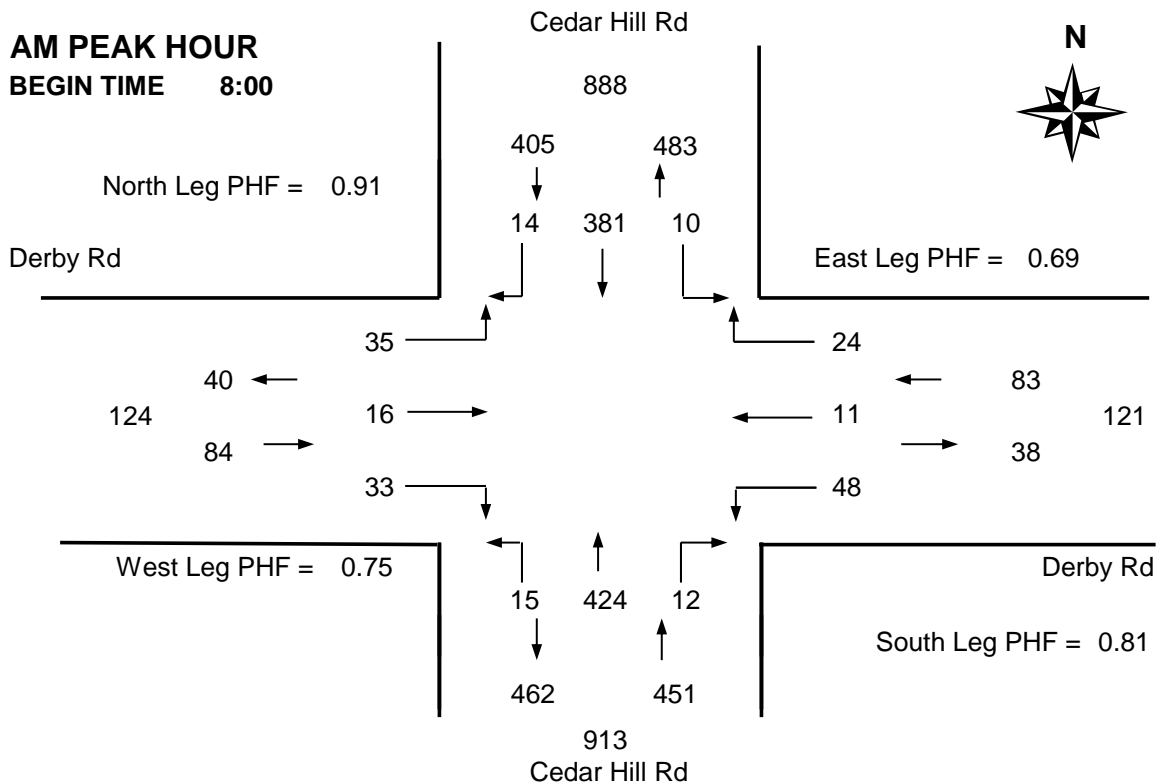
Time Period Starting	Cedar Hill Rd			Cedar Hill Rd			Derby Rd			Derby Rd			15 Min Total	Hourly Total	Pedestrians			
	From North			From South			From West			From East					N	S	W	E
	Left	Thru	Right	Left	Thru	Right	Left	Thru	Right	Left	Thru	Right						
7:30	5	78	4	1	58	2	4	3	1	3	1	6	166	-	3	3	1	1
7:45	3	95	2	1	89	1	2	2	5	3	1	3	207	-	0	0	1	1
8:00	3	89	2	5	92	1	6	1	6	7	0	6	218 *	-	8	1	0	5
8:15	2	94	1	6	131	2	10	6	10	9	4	5	280 +	871	9	1	2	7
8:30	2	97	4	1	113	4	13	7	8	16	4	10	279 *	984	20	0	3	41
8:45	3	101	7	3	88	5	6	2	9	16	3	3	246 *	1023	22	1	1	10
9:00	2	93	4	3	56	4	6	1	7	7	4	3	190	995	0	0	2	2
9:15	2	73	5	6	81	2	3	5	5	0	5	1	188	903	5	0	1	1
Total	22	720	29	26	708	21	50	27	51	61	22	37	1774	-	67	6	11	68
Pk Hr	10	381	14	15	424	12	35	16	33	48	11	24	1023 *	-	59	3	6	63
Pk Hr Factor	0.83	0.94	0.50	0.63	0.81	0.60	0.67	0.57	0.83	0.75	0.69	0.60	0.91	* = Peak hour + = Peak 15 minutes				
	0.91			0.81			0.75			0.69								
15:30	1	89	4	2	127	9	4	1	4	5	5	4	255	-	3	1	0	6
15:45	2	73	5	10	121	1	2	2	1	8	1	2	228	-	4	0	0	2
16:00	4	97	4	3	116	0	4	1	1	4	6	5	245	-	1	2	3	1
16:15	0	81	3	5	136	3	4	5	2	4	5	2	250	978	4	3	2	1
16:30	3	113	4	3	123	1	4	1	8	5	8	6	279 *	1002	2	0	1	3
16:45	3	95	7	6	154	3	5	2	2	6	4	6	293 *	1067	3	5	0	5
17:00	6	86	3	4	145	6	3	6	3	11	3	9	285 *	1107	3	2	0	1
17:15	5	103	3	4	176	3	3	5	6	4	4	7	323 +	1180	2	0	1	1
Total	24	737	33	37	1098	26	29	23	27	47	36	41	2158	-	22	13	7	20
Pk Hr	17	397	17	17	598	13	15	14	19	26	19	28	1180 *	-	10	7	2	10
Pk Hr Factor	0.71	0.88	0.61	0.71	0.85	0.54	0.75	0.58	0.59	0.59	0.59	0.78	0.91					
	0.90			0.86			0.86			0.79								



DISTRICT OF SAANICH 2017 TRAFFIC COUNTS

Major Route: Cedar Hill Road
Minor Route: Derby Road
Date: Thursday, October 19, 2017
Filename: Cedar Hill@Derby-Oct19-2017.xls

Station #: TIN000109
Intersection Type: 4-leg
East/West Route: Derby Road
Weather: Rain and wet



DISTRICT OF SAANICH 2017 TRAFFIC COUNTS

Major Route: Cedar Hill Road
Minor Route: Derby Road
Date: Thursday, October 19, 2017
Filename: Cedar Hill@Derby-Oct19-2017.xls

Station #: TIN000109
Intersection Type: 4-leg
East/West Route: Derby Road
Weather: Rain and wet

Comments:

Bicycle Data

Time Period Starting	Cedar Hill Rd			Cedar Hill Rd			Derby Rd			Derby Rd			15 Min Total	Hourly Total
	From North			From South			From West			From East				
	Left	Thru	Right	Left	Thru	Right	Left	Thru	Right	Left	Thru	Right		
7:30	1	3	0	0	0	0	2	0	0	0	0	0	6 *	-
7:45	0	1	0	0	1	0	1	0	0	0	0	0	3 *	-
8:00	1	3	1	0	1	0	5	1	1	1	1	0	15 *	-
8:15	0	1	2	0	9	0	6	0	0	0	2	0	20 +	44
8:30	0	1	0	0	0	0	0	0	0	0	0	0	1	39
8:45	0	3	0	0	2	0	0	0	0	0	0	0	5	41
9:00	0	1	1	1	1	0	1	0	0	1	0	0	6	32
9:15	0	1	0	0	0	0	2	1	0	0	0	0	4	16
Total	2	14	4	1	14	0	17	2	1	2	3	0	60	-
Pk Hr	2	8	3	0	11	0	14	1	1	1	3	0	44 *	-
15x4	4	12	8	0	36	0	24	4	4	4	8	0	80 +	-

15:30	0	0	1	0	8	1	1	0	0	1	0	0	12 +	-
15:45	0	0	0	0	2	0	1	0	0	0	1	1	5 *	-
16:00	0	2	0	0	0	0	0	0	0	0	1	0	3 *	-
16:15	0	0	4	0	1	0	0	0	0	0	0	0	5 *	25
16:30	0	1	0	0	1	0	0	0	0	0	0	0	2	15
16:45	0	0	0	0	1	0	0	0	0	0	0	0	1	11
17:00	0	0	1	0	5	0	0	0	0	0	0	0	6	14
17:15	0	4	0	0	3	0	1	0	0	0	1	0	9	18
Total	0	7	6	0	21	1	3	0	0	1	3	1	43	-
Pk Hr	0	2	5	0	11	1	2	0	0	1	2	1	25 *	-
15x4	0	8	16	0	32	4	4	0	0	4	4	4	48 +	-

4 Hr	2	21	10	1	35	1	20	2	1	3	6	1	103	206
------	---	----	----	---	----	---	----	---	---	---	---	---	-----	-----

PEAK HOUR SUMMARY

