

# Carey Road @ Kenneth Street

Tuesday, April 09, 2019



The data presented here is for information purposes only and should not be considered authoritative for construction, geotechnical, engineering, navigational, legal, or other site-specific uses. The information shared is owned by the Transportation Division of the Engineering Department at the District of Saanich. Accuracy is not guaranteed.

**Major Route:** Carey Road  
**Minor Route:** Kenneth Street  
**Municipality:** Saanich  
**Filename:** Carey Rd @ Kenneth St-Apr 9, 2019.xlsx  
**Location #:** TIN001212  
**Count ID:** 2019006  
**Date:** April 9, 2019  
**Day-of-week:** Tuesday

**East/West Route:** Kenneth Street  
**Intersection Type:** 3-leg east approach  
**Signalized?:** No  
**Weather:** AM: Rain and wet, PM: Clear and dry

**Vehicle Classifications:** Vehicles and Peds                      **This data is for Vehicles and Peds**  
 Bikes

| Shift        | Start       | End          | Duration    |
|--------------|-------------|--------------|-------------|
| AM           | 7:30        | 9:30         | 2.00        |
| MD           |             |              |             |
| PM           | 15:30       | 18:30        | 3.00        |
| <b>Total</b> | <b>7:30</b> | <b>18:30</b> | <b>5.00</b> |

**Notes:** 24-hour clock used for reporting (15-minute increments)  
 North Approach - southbound vehicles approaching intersection from the north  
 15x4 - 15 min volume (from maximum 15 minute period of movement/approach in peak hour period [\*]) x 4  
 Pedestrians - N indicates pedestrians crossing north approach (east/west)

**Comments:**



| Time<br>Period<br>Begins | Carey Rd       |      |       |       | Carey Rd       |      |       |       | WEST Approach |      |       |       | Kenneth St |      |       |       | Total Volume |      | Ped<br>Count | Crosswalks |   |   |   | Conflict |     |
|--------------------------|----------------|------|-------|-------|----------------|------|-------|-------|---------------|------|-------|-------|------------|------|-------|-------|--------------|------|--------------|------------|---|---|---|----------|-----|
|                          | NORTH Approach |      |       |       | SOUTH Approach |      |       |       | Left          | Thru | Right | Total | Left       | Thru | Right | Total | 15-min       | Hour |              | N          | S | W | E | 15 min   | Hr  |
|                          | Left           | Thru | Right | Total | Left           | Thru | Right | Total | Left          | Thru | Right | Total | Left       | Thru | Right | Total |              |      |              |            |   |   |   |          |     |
| 7:30                     | 14             | 55   |       | 69    |                | 27   | 1     | 28    |               |      |       |       | 0          |      | 6     | 6     | 103          |      |              | 0          | 0 |   | 0 | 61       |     |
| 7:45                     | 6              | 61   |       | 67    |                | 47   | 1     | 48    |               |      |       |       | 2          |      | 3     | 5     | 120          |      |              | 5          | 0 |   | 2 | 64       |     |
| 8:00                     | 5              | 80   |       | 85    |                | 63   | 0     | 63    |               |      |       |       | 1          |      | 1     | 2     | 150          | *    |              | 2          | 0 |   | 0 | 81       |     |
| 8:15                     | 5              | 80   |       | 85    |                | 59   | 0     | 59    |               |      |       |       | 2          |      | 12    | 14    | 158          | 531* |              | 4          | 0 |   | 6 | 92       | 298 |
| 8:30                     | 17             | 102  |       | 119   |                | 50   | 0     | 50    |               |      |       |       | 5          |      | 7     | 12    | 181          | 609+ |              | 2          | 0 |   | 3 | 109      | 346 |
| 8:45                     | 8              | 100  |       | 108   |                | 48   | 1     | 49    |               |      |       |       | 1          |      | 5     | 6     | 163          | 652* |              | 2          | 0 |   | 4 | 105      | 387 |
| 9:00                     | 6              | 38   |       | 44    |                | 24   | 1     | 25    |               |      |       |       | 1          |      | 2     | 3     | 72           | 574  |              | 1          | 0 |   | 0 | 40       | 346 |
| 9:15                     | 3              | 45   |       | 48    |                | 24   | 1     | 25    |               |      |       |       | 1          |      | 4     | 5     | 78           | 494  |              | 3          | 0 |   | 2 | 49       | 303 |
| n/a                      |                |      |       |       |                |      |       |       |               |      |       |       |            |      |       |       |              |      |              |            |   |   |   |          |     |
| n/a                      |                |      |       |       |                |      |       |       |               |      |       |       |            |      |       |       |              |      |              |            |   |   |   |          |     |
| n/a                      |                |      |       |       |                |      |       |       |               |      |       |       |            |      |       |       |              |      |              |            |   |   |   |          |     |
| n/a                      |                |      |       |       |                |      |       |       |               |      |       |       |            |      |       |       |              |      |              |            |   |   |   |          |     |
| n/a                      |                |      |       |       |                |      |       |       |               |      |       |       |            |      |       |       |              |      |              |            |   |   |   |          |     |
| n/a                      |                |      |       |       |                |      |       |       |               |      |       |       |            |      |       |       |              |      |              |            |   |   |   |          |     |
| n/a                      |                |      |       |       |                |      |       |       |               |      |       |       |            |      |       |       |              |      |              |            |   |   |   |          |     |
| n/a                      |                |      |       |       |                |      |       |       |               |      |       |       |            |      |       |       |              |      |              |            |   |   |   |          |     |
| n/a                      |                |      |       |       |                |      |       |       |               |      |       |       |            |      |       |       |              |      |              |            |   |   |   |          |     |
| n/a                      |                |      |       |       |                |      |       |       |               |      |       |       |            |      |       |       |              |      |              |            |   |   |   |          |     |
| n/a                      |                |      |       |       |                |      |       |       |               |      |       |       |            |      |       |       |              |      |              |            |   |   |   |          |     |
| n/a                      |                |      |       |       |                |      |       |       |               |      |       |       |            |      |       |       |              |      |              |            |   |   |   |          |     |
| n/a                      |                |      |       |       |                |      |       |       |               |      |       |       |            |      |       |       |              |      |              |            |   |   |   |          |     |

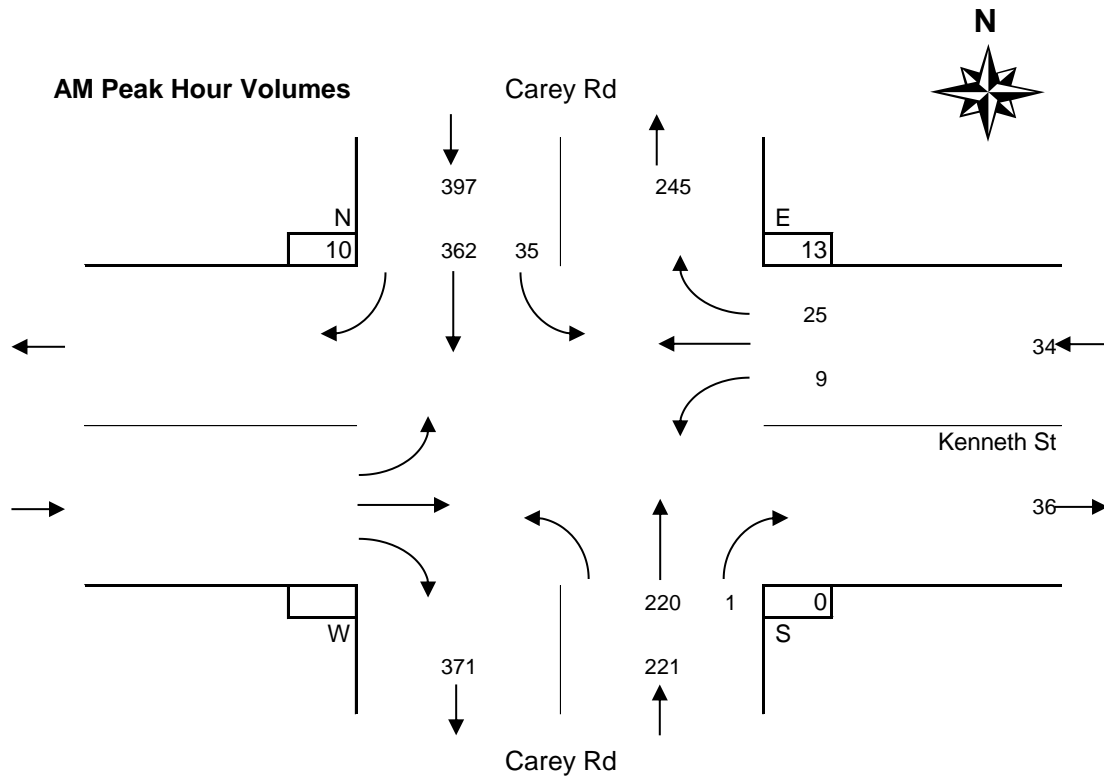
|        |    |     |  |     |  |     |   |     |  |  |  |  |    |  |    |    |      |  |  |    |   |  |    |     |
|--------|----|-----|--|-----|--|-----|---|-----|--|--|--|--|----|--|----|----|------|--|--|----|---|--|----|-----|
| Total  | 64 | 561 |  | 625 |  | 342 | 5 | 347 |  |  |  |  | 13 |  | 40 | 53 | 1025 |  |  | 19 | 0 |  | 17 | 601 |
| Avg Hr | 32 | 281 |  | 313 |  | 171 | 3 | 174 |  |  |  |  | 7  |  | 20 | 27 | 513  |  |  | 10 | 0 |  | 9  |     |

**Peak hour of the intersection**

|       |      |      |  |      |  |      |      |      |  |  |  |  |      |  |      |      |      |  |  |      |     |  |      |      |
|-------|------|------|--|------|--|------|------|------|--|--|--|--|------|--|------|------|------|--|--|------|-----|--|------|------|
| Pk Hr | 35   | 362  |  | 397  |  | 220  | 1    | 221  |  |  |  |  | 9    |  | 25   | 34   | 652* |  |  | 10   | 0   |  | 13   | 387  |
| 15x4  | 68   | 408  |  | 476  |  | 252  | 4    | 252  |  |  |  |  | 20   |  | 48   | 56   | 724* |  |  | 16   | 0   |  | 24   | 456  |
| PHF   | 0.51 | 0.89 |  | 0.83 |  | 0.87 | 0.25 | 0.88 |  |  |  |  | 0.45 |  | 0.52 | 0.61 | 0.90 |  |  | 0.63 | n/a |  | 0.54 | 0.85 |

**Peak hour of conflicting volumes for the intersection**

|       |      |      |  |      |  |      |      |      |  |  |  |  |      |  |      |      |      |  |  |      |     |  |      |      |
|-------|------|------|--|------|--|------|------|------|--|--|--|--|------|--|------|------|------|--|--|------|-----|--|------|------|
| Pk Hr | 35   | 362  |  | 397  |  | 220  | 1    | 221  |  |  |  |  | 9    |  | 25   | 34   | 652* |  |  | 10   | 0   |  | 13   | 387  |
| 15x4  | 68   | 408  |  | 476  |  | 252  | 4    | 252  |  |  |  |  | 20   |  | 48   | 56   | 724* |  |  | 16   | 0   |  | 24   | 456  |
| PHF   | 0.51 | 0.89 |  | 0.83 |  | 0.87 | 0.25 | 0.88 |  |  |  |  | 0.45 |  | 0.52 | 0.61 | 0.90 |  |  | 0.63 | n/a |  | 0.54 | 0.85 |



| Time Period Begins | Carey Rd       |  |  |  | Carey Rd       |  |  |  | WEST Approach |      |       |       | Kenneth St |      |       |       | Total Volume |      | Day of Week | Crosswalks |   |   |   | Conflict |      |  |
|--------------------|----------------|--|--|--|----------------|--|--|--|---------------|------|-------|-------|------------|------|-------|-------|--------------|------|-------------|------------|---|---|---|----------|------|--|
|                    | NORTH Approach |  |  |  | SOUTH Approach |  |  |  | Left          | Thru | Right | Total | Left       | Thru | Right | Total | 15-min       | Hour |             | N          | S | W | E | 15 min   | Hour |  |
| n/a                |                |  |  |  |                |  |  |  |               |      |       |       |            |      |       |       |              |      |             |            |   |   |   |          |      |  |
| n/a                |                |  |  |  |                |  |  |  |               |      |       |       |            |      |       |       |              |      |             |            |   |   |   |          |      |  |
| n/a                |                |  |  |  |                |  |  |  |               |      |       |       |            |      |       |       |              |      |             |            |   |   |   |          |      |  |
| n/a                |                |  |  |  |                |  |  |  |               |      |       |       |            |      |       |       |              |      |             |            |   |   |   |          |      |  |
| n/a                |                |  |  |  |                |  |  |  |               |      |       |       |            |      |       |       |              |      |             |            |   |   |   |          |      |  |
| n/a                |                |  |  |  |                |  |  |  |               |      |       |       |            |      |       |       |              |      |             |            |   |   |   |          |      |  |
| n/a                |                |  |  |  |                |  |  |  |               |      |       |       |            |      |       |       |              |      |             |            |   |   |   |          |      |  |
| n/a                |                |  |  |  |                |  |  |  |               |      |       |       |            |      |       |       |              |      |             |            |   |   |   |          |      |  |
| n/a                |                |  |  |  |                |  |  |  |               |      |       |       |            |      |       |       |              |      |             |            |   |   |   |          |      |  |
| n/a                |                |  |  |  |                |  |  |  |               |      |       |       |            |      |       |       |              |      |             |            |   |   |   |          |      |  |
| n/a                |                |  |  |  |                |  |  |  |               |      |       |       |            |      |       |       |              |      |             |            |   |   |   |          |      |  |
| n/a                |                |  |  |  |                |  |  |  |               |      |       |       |            |      |       |       |              |      |             |            |   |   |   |          |      |  |
| n/a                |                |  |  |  |                |  |  |  |               |      |       |       |            |      |       |       |              |      |             |            |   |   |   |          |      |  |
| n/a                |                |  |  |  |                |  |  |  |               |      |       |       |            |      |       |       |              |      |             |            |   |   |   |          |      |  |
| n/a                |                |  |  |  |                |  |  |  |               |      |       |       |            |      |       |       |              |      |             |            |   |   |   |          |      |  |
| n/a                |                |  |  |  |                |  |  |  |               |      |       |       |            |      |       |       |              |      |             |            |   |   |   |          |      |  |
| n/a                |                |  |  |  |                |  |  |  |               |      |       |       |            |      |       |       |              |      |             |            |   |   |   |          |      |  |
| n/a                |                |  |  |  |                |  |  |  |               |      |       |       |            |      |       |       |              |      |             |            |   |   |   |          |      |  |
| n/a                |                |  |  |  |                |  |  |  |               |      |       |       |            |      |       |       |              |      |             |            |   |   |   |          |      |  |
| n/a                |                |  |  |  |                |  |  |  |               |      |       |       |            |      |       |       |              |      |             |            |   |   |   |          |      |  |
| n/a                |                |  |  |  |                |  |  |  |               |      |       |       |            |      |       |       |              |      |             |            |   |   |   |          |      |  |
| n/a                |                |  |  |  |                |  |  |  |               |      |       |       |            |      |       |       |              |      |             |            |   |   |   |          |      |  |
| n/a                |                |  |  |  |                |  |  |  |               |      |       |       |            |      |       |       |              |      |             |            |   |   |   |          |      |  |

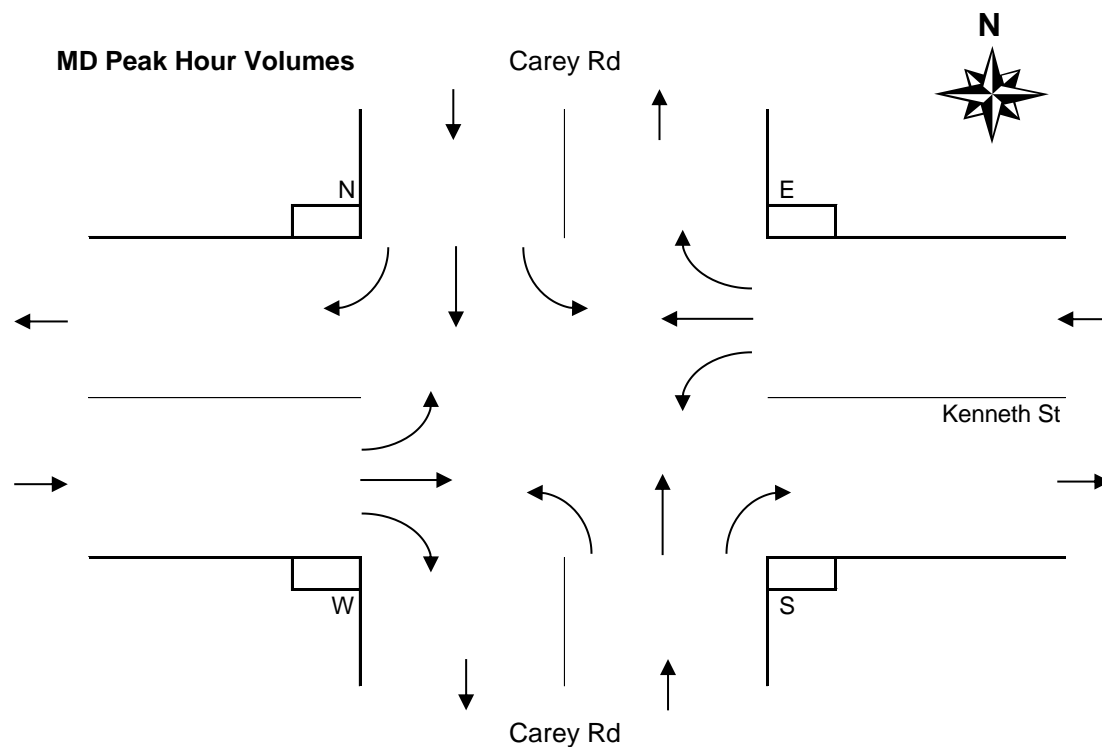
|        |  |  |  |  |  |  |  |  |  |  |  |  |  |  |  |  |  |  |  |  |  |  |  |  |  |
|--------|--|--|--|--|--|--|--|--|--|--|--|--|--|--|--|--|--|--|--|--|--|--|--|--|--|
| Total  |  |  |  |  |  |  |  |  |  |  |  |  |  |  |  |  |  |  |  |  |  |  |  |  |  |
| Avg Hr |  |  |  |  |  |  |  |  |  |  |  |  |  |  |  |  |  |  |  |  |  |  |  |  |  |

**Peak hour of the intersection**

|       |  |  |  |  |  |  |  |  |  |  |  |  |  |  |  |  |  |  |  |  |  |  |  |  |  |  |
|-------|--|--|--|--|--|--|--|--|--|--|--|--|--|--|--|--|--|--|--|--|--|--|--|--|--|--|
| Pk Hr |  |  |  |  |  |  |  |  |  |  |  |  |  |  |  |  |  |  |  |  |  |  |  |  |  |  |
| 15x4  |  |  |  |  |  |  |  |  |  |  |  |  |  |  |  |  |  |  |  |  |  |  |  |  |  |  |
| PHF   |  |  |  |  |  |  |  |  |  |  |  |  |  |  |  |  |  |  |  |  |  |  |  |  |  |  |

**Peak hour of conflicting volumes for the intersection**

|       |  |  |  |  |  |  |  |  |  |  |  |  |  |  |  |  |  |  |  |  |  |  |  |  |  |  |
|-------|--|--|--|--|--|--|--|--|--|--|--|--|--|--|--|--|--|--|--|--|--|--|--|--|--|--|
| Pk Hr |  |  |  |  |  |  |  |  |  |  |  |  |  |  |  |  |  |  |  |  |  |  |  |  |  |  |
| 15x4  |  |  |  |  |  |  |  |  |  |  |  |  |  |  |  |  |  |  |  |  |  |  |  |  |  |  |
| PHF   |  |  |  |  |  |  |  |  |  |  |  |  |  |  |  |  |  |  |  |  |  |  |  |  |  |  |



| Time Period Begins | Carey Rd NORTH Approach |      |       |       | Carey Rd SOUTH Approach |      |       |       | WEST Approach |      |       |       | KENNETH ST EAST Approach |      |       |       | Total Volume |      | Pedestrians | Crosswalks |   |   |     | Conflict |     |
|--------------------|-------------------------|------|-------|-------|-------------------------|------|-------|-------|---------------|------|-------|-------|--------------------------|------|-------|-------|--------------|------|-------------|------------|---|---|-----|----------|-----|
|                    | Left                    | Thru | Right | Total | Left                    | Thru | Right | Total | Left          | Thru | Right | Total | Left                     | Thru | Right | Total | 15-min       | Hour |             | N          | S | W | E   | 15 min   | Hr  |
|                    | 15:30                   | 5    | 41    |       | 46                      |      | 95    | 0     | 95            |      |       |       |                          | 3    |       | 19    | 22           | 163  |             |            | 3 | 0 |     | 1        | 119 |
| 15:45              | 2                       | 42   |       | 44    |                         | 82   | 2     | 84    |               |      |       |       | 1                        |      | 17    | 18    | 146          |      | 3           | 0          |   | 3 | 103 |          |     |
| 16:00              | 4                       | 45   |       | 49    |                         | 84   | 0     | 84    |               |      |       |       | 2                        |      | 21    | 23    | 156          |      | 1           | 0          |   | 0 | 109 |          |     |
| 16:15              | 6                       | 55   |       | 61    |                         | 80   | 3     | 83    |               |      |       |       | 3                        |      | 19    | 22    | 166          | 631  | 0           | 0          |   | 0 | 108 | 439      |     |
| 16:30              | 4                       | 55   |       | 59    |                         | 84   | 2     | 86    |               |      |       |       | 5                        |      | 21    | 26    | 171          | 639* | 0           | 0          |   | 1 | 111 | 431      |     |
| 16:45              | 3                       | 59   |       | 62    |                         | 87   | 4     | 91    |               |      |       |       | 1                        |      | 20    | 21    | 174          | 667* | 3           | 0          |   | 1 | 114 | 442      |     |
| 17:00              | 9                       | 46   |       | 55    |                         | 90   | 1     | 91    |               |      |       |       | 3                        |      | 18    | 21    | 167          | 678* | 0           | 0          |   | 0 | 118 | 451      |     |
| 17:15              | 7                       | 52   |       | 59    |                         | 103  | 2     | 105   |               |      |       |       | 2                        |      | 13    | 15    | 179          | 691+ | 0           | 0          |   | 0 | 125 | 468      |     |
| 17:30              | 4                       | 49   |       | 53    |                         | 99   | 1     | 100   |               |      |       |       | 2                        |      | 13    | 15    | 168          | 688  | 0           | 0          |   | 0 | 117 | 474      |     |
| 17:45              | 2                       | 28   |       | 30    |                         | 89   | 3     | 92    |               |      |       |       | 0                        |      | 9     | 9     | 131          | 645  | 3           | 0          |   | 2 | 103 | 463      |     |
| 18:00              | 3                       | 30   |       | 33    |                         | 57   | 1     | 58    |               |      |       |       | 0                        |      | 11    | 11    | 102          | 580  | 0           | 0          |   | 1 | 72  | 417      |     |
| 18:15              | 4                       | 31   |       | 35    |                         | 45   | 1     | 46    |               |      |       |       | 1                        |      | 5     | 6     | 87           | 488  | 0           | 0          |   | 1 | 55  | 347      |     |
| n/a                |                         |      |       |       |                         |      |       |       |               |      |       |       |                          |      |       |       |              |      |             |            |   |   |     |          |     |
| n/a                |                         |      |       |       |                         |      |       |       |               |      |       |       |                          |      |       |       |              |      |             |            |   |   |     |          |     |
| n/a                |                         |      |       |       |                         |      |       |       |               |      |       |       |                          |      |       |       |              |      |             |            |   |   |     |          |     |
| n/a                |                         |      |       |       |                         |      |       |       |               |      |       |       |                          |      |       |       |              |      |             |            |   |   |     |          |     |
| n/a                |                         |      |       |       |                         |      |       |       |               |      |       |       |                          |      |       |       |              |      |             |            |   |   |     |          |     |
| n/a                |                         |      |       |       |                         |      |       |       |               |      |       |       |                          |      |       |       |              |      |             |            |   |   |     |          |     |
| n/a                |                         |      |       |       |                         |      |       |       |               |      |       |       |                          |      |       |       |              |      |             |            |   |   |     |          |     |
| n/a                |                         |      |       |       |                         |      |       |       |               |      |       |       |                          |      |       |       |              |      |             |            |   |   |     |          |     |
| n/a                |                         |      |       |       |                         |      |       |       |               |      |       |       |                          |      |       |       |              |      |             |            |   |   |     |          |     |
| n/a                |                         |      |       |       |                         |      |       |       |               |      |       |       |                          |      |       |       |              |      |             |            |   |   |     |          |     |

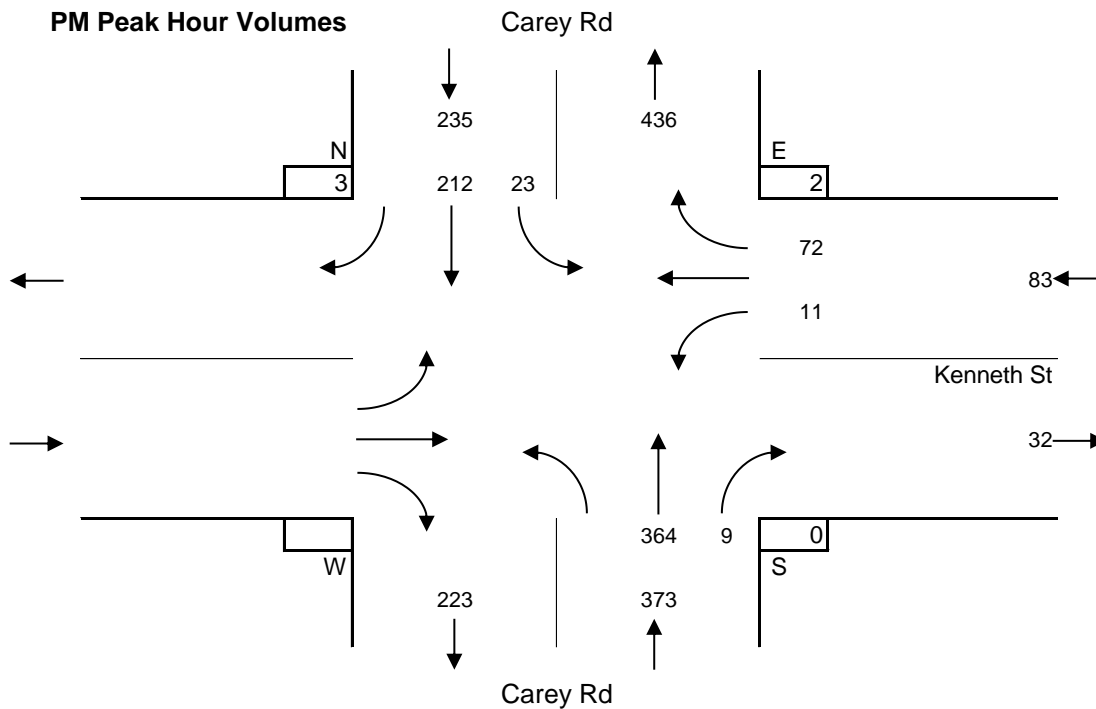
|        |    |     |  |     |  |     |    |      |  |  |  |  |    |  |     |     |      |  |  |    |   |  |    |      |
|--------|----|-----|--|-----|--|-----|----|------|--|--|--|--|----|--|-----|-----|------|--|--|----|---|--|----|------|
| Total  | 53 | 533 |  | 586 |  | 995 | 20 | 1015 |  |  |  |  | 23 |  | 186 | 209 | 1810 |  |  | 13 | 0 |  | 10 | 1254 |
| Avg Hr | 18 | 178 |  | 195 |  | 332 | 7  | 338  |  |  |  |  | 8  |  | 62  | 70  | 603  |  |  | 4  | 0 |  | 3  |      |

**Peak hour of the intersection**

|       |      |      |  |      |  |      |      |      |  |  |  |  |      |  |      |      |      |  |  |      |     |  |      |      |
|-------|------|------|--|------|--|------|------|------|--|--|--|--|------|--|------|------|------|--|--|------|-----|--|------|------|
| Pk Hr | 23   | 212  |  | 235  |  | 364  | 9    | 373  |  |  |  |  | 11   |  | 72   | 83   | 691* |  |  | 3    | 0   |  | 2    | 468  |
| 15x4  | 36   | 236  |  | 248  |  | 412  | 16   | 420  |  |  |  |  | 20   |  | 84   | 104  | 716+ |  |  | 12   | 0   |  | 4    | 548  |
| PHF   | 0.64 | 0.90 |  | 0.95 |  | 0.88 | 0.56 | 0.89 |  |  |  |  | 0.55 |  | 0.86 | 0.80 | 0.97 |  |  | 0.25 | n/a |  | 0.50 | 0.85 |

**Peak hour of conflicting volumes for the intersection**

|       |      |      |  |      |  |      |      |      |  |  |  |  |      |  |      |      |      |  |  |      |     |  |      |      |
|-------|------|------|--|------|--|------|------|------|--|--|--|--|------|--|------|------|------|--|--|------|-----|--|------|------|
| Pk Hr | 23   | 206  |  | 229  |  | 379  | 8    | 387  |  |  |  |  | 8    |  | 64   | 72   | 688* |  |  | 3    | 0   |  | 1    | 474  |
| 15x4  | 36   | 236  |  | 248  |  | 412  | 16   | 420  |  |  |  |  | 12   |  | 80   | 84   | 716+ |  |  | 12   | 0   |  | 4    | 544  |
| PHF   | 0.64 | 0.87 |  | 0.92 |  | 0.92 | 0.50 | 0.92 |  |  |  |  | 0.67 |  | 0.80 | 0.86 | 0.96 |  |  | 0.25 | n/a |  | 0.25 | 0.87 |



Entire Survey Period

5 Hours

|        | Carey Rd       |      |       |       | Carey Rd       |      |       |       | WEST Approach |      |       |       | Kenneth St    |      |       |       | Total Volume | Crosswalks |   |   |    |
|--------|----------------|------|-------|-------|----------------|------|-------|-------|---------------|------|-------|-------|---------------|------|-------|-------|--------------|------------|---|---|----|
|        | NORTH Approach |      |       |       | SOUTH Approach |      |       |       |               |      |       |       | EAST Approach |      |       |       |              | N S W E    |   |   |    |
|        | Left           | Thru | Right | Total | Left           | Thru | Right | Total | Left          | Thru | Right | Total | Left          | Thru | Right | Total |              | N          | S | W | E  |
| Total  | 117            | 1094 |       | 1211  |                | 1337 | 25    | 1362  |               |      |       |       | 36            |      | 226   | 262   | 2835         | 32         | 0 |   | 27 |
| Avg Hr | 23             | 219  |       | 242   |                | 267  | 5     | 272   |               |      |       |       | 7             |      | 45    | 52    | 567          | 6          | 0 |   | 5  |

AM Peak Period

2 Hours

|        | Carey Rd       |      |       |       | Carey Rd       |      |       |       | WEST Approach |      |       |       | Kenneth St    |      |       |       | Total Volume | Crosswalks |   |   |    |
|--------|----------------|------|-------|-------|----------------|------|-------|-------|---------------|------|-------|-------|---------------|------|-------|-------|--------------|------------|---|---|----|
|        | NORTH Approach |      |       |       | SOUTH Approach |      |       |       |               |      |       |       | EAST Approach |      |       |       |              | N S W E    |   |   |    |
|        | Left           | Thru | Right | Total | Left           | Thru | Right | Total | Left          | Thru | Right | Total | Left          | Thru | Right | Total |              | N          | S | W | E  |
| Totals | 64             | 561  |       | 625   |                | 342  | 5     | 347   |               |      |       |       | 13            |      | 40    | 53    | 1025         | 19         | 0 |   | 17 |
| Avg Hr | 32             | 281  |       | 313   |                | 171  | 3     | 174   |               |      |       |       | 7             |      | 20    | 27    | 513          | 10         | 0 |   | 9  |

MD Peak Period

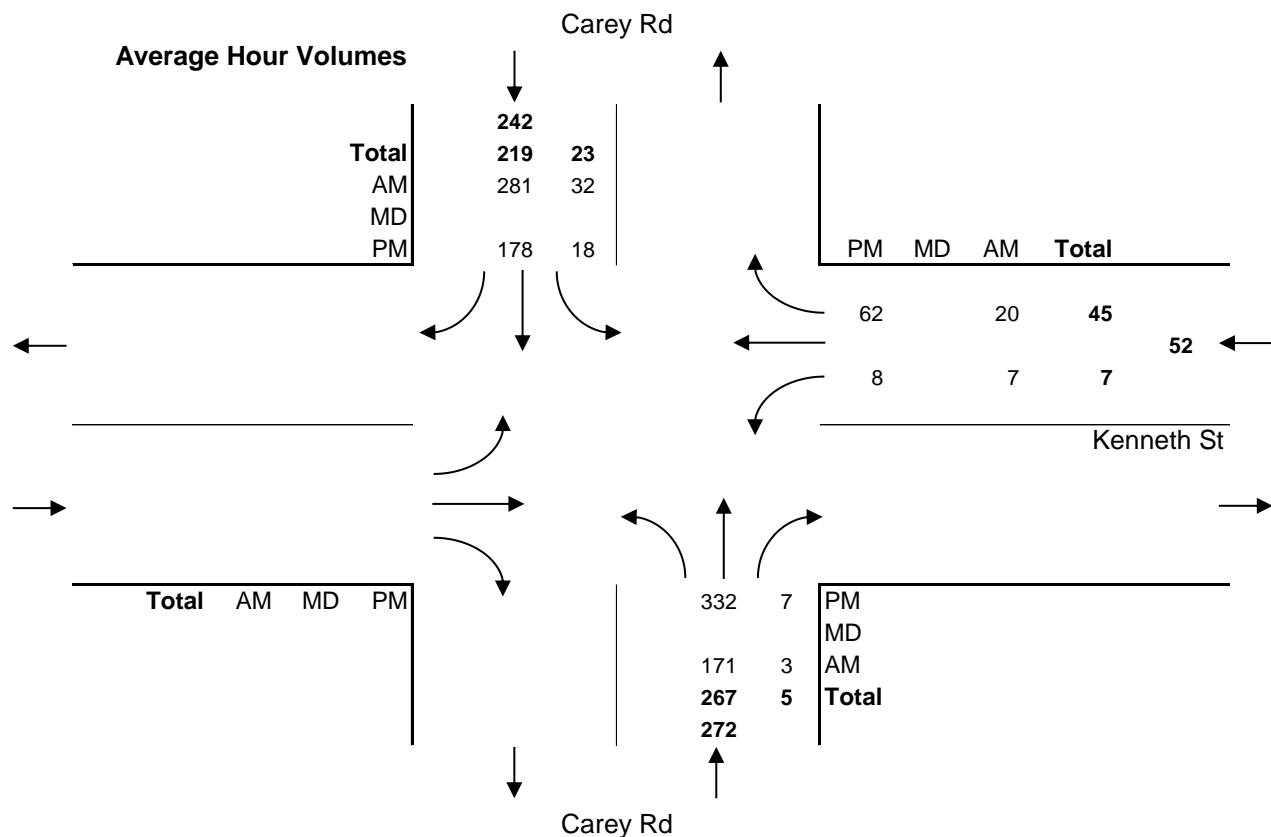
Hours

|        | Carey Rd       |      |       |       | Carey Rd       |      |       |       | WEST Approach |      |       |       | Kenneth St    |      |       |       | Total Volume | Crosswalks |   |   |   |
|--------|----------------|------|-------|-------|----------------|------|-------|-------|---------------|------|-------|-------|---------------|------|-------|-------|--------------|------------|---|---|---|
|        | NORTH Approach |      |       |       | SOUTH Approach |      |       |       |               |      |       |       | EAST Approach |      |       |       |              | N S W E    |   |   |   |
|        | Left           | Thru | Right | Total | Left           | Thru | Right | Total | Left          | Thru | Right | Total | Left          | Thru | Right | Total |              | N          | S | W | E |
| Totals |                |      |       |       |                |      |       |       |               |      |       |       |               |      |       |       |              |            |   |   |   |
| Total  |                |      |       |       |                |      |       |       |               |      |       |       |               |      |       |       |              |            |   |   |   |
| Avg Hr |                |      |       |       |                |      |       |       |               |      |       |       |               |      |       |       |              |            |   |   |   |

PM Peak Period

3 Hours

|        | Carey Rd       |      |       |       | Carey Rd       |      |       |       | WEST Approach |      |       |       | Kenneth St    |      |       |       | Total Volume | Crosswalks |   |   |    |
|--------|----------------|------|-------|-------|----------------|------|-------|-------|---------------|------|-------|-------|---------------|------|-------|-------|--------------|------------|---|---|----|
|        | NORTH Approach |      |       |       | SOUTH Approach |      |       |       |               |      |       |       | EAST Approach |      |       |       |              | N S W E    |   |   |    |
|        | Left           | Thru | Right | Total | Left           | Thru | Right | Total | Left          | Thru | Right | Total | Left          | Thru | Right | Total |              | N          | S | W | E  |
| Totals | 53             | 533  |       | 586   |                | 995  | 20    | 1015  |               |      |       |       | 23            |      | 186   | 209   | 1810         | 13         | 0 |   | 10 |
| Avg Hr | 18             | 178  |       | 195   |                | 332  | 7     | 338   |               |      |       |       | 8             |      | 62    | 70    | 603          | 4          | 0 |   | 3  |



**Major Route:** Carey Road  
**Minor Route:** Kenneth Street  
**Municipality:** Saanich  
**Filename:** Carey Rd @ Kenneth St-Apr 9, 2019.xlsx  
**Location #:** TIN001212  
**Count ID:** 2019006  
**Date:** April 9, 2019  
**Day-of-week:** Tuesday

**East/West Route:** Kenneth Street  
**Intersection Type:** 4-leg  
**Signalized?:** No  
**Weather:** AM: Rain and wet, PM: Clear and dry

**Vehicle Classifications:** Vehicles and Peds      **This data is for Bikes**  
 Bikes

| Shift        | Start       | End          | Duration    |
|--------------|-------------|--------------|-------------|
| AM           | 7:30        | 9:30         | 2.00        |
| MD           |             |              |             |
| PM           | 15:30       | 18:30        | 3.00        |
| <b>Total</b> | <b>7:30</b> | <b>18:30</b> | <b>5.00</b> |

**Notes:** 24-hour clock used for reporting (15-minute increments)  
 North Approach - southbound vehicles approaching intersection from the north  
 15x4 - 15 min volume (from maximum 15 minute period of movement/approach in peak hour period [\*]) x 4  
 Pedestrians - N indicates pedestrians crossing north approach (east/west)

**Comments:**











Entire Survey Period

5 Hours

|        | Carey Rd       |      |       |       | Carey Rd       |      |       |       | Kenneth St    |      |       |       | Total Volume |               |      |       |       |   |   |   |   |
|--------|----------------|------|-------|-------|----------------|------|-------|-------|---------------|------|-------|-------|--------------|---------------|------|-------|-------|---|---|---|---|
|        | NORTH Approach |      |       |       | SOUTH Approach |      |       |       | WEST Approach |      |       |       |              | EAST Approach |      |       |       |   |   |   |   |
|        | Left           | Thru | Right | Total | Left           | Thru | Right | Total | Left          | Thru | Right | Total |              | Left          | Thru | Right | Total | N | S | W | E |
| Total  | 4              | 7    | 0     | 11    | 0              | 9    | 1     | 10    | 0             | 0    | 0     | 0     | 1            | 0             | 3    | 4     | 25    | 0 | 0 | 0 | 0 |
| Avg Hr | 1              | 1    | 0     | 2     | 0              | 2    | 0     | 2     | 0             | 0    | 0     | 0     | 0            | 0             | 1    | 1     | 5     | 0 | 0 | 0 | 0 |

AM Peak Period

2 Hours

|        | Carey Rd       |      |       |       | Carey Rd       |      |       |       | Kenneth St    |      |       |       | Total Volume |               |      |       |       |   |   |   |   |
|--------|----------------|------|-------|-------|----------------|------|-------|-------|---------------|------|-------|-------|--------------|---------------|------|-------|-------|---|---|---|---|
|        | NORTH Approach |      |       |       | SOUTH Approach |      |       |       | WEST Approach |      |       |       |              | EAST Approach |      |       |       |   |   |   |   |
|        | Left           | Thru | Right | Total | Left           | Thru | Right | Total | Left          | Thru | Right | Total |              | Left          | Thru | Right | Total | N | S | W | E |
| Totals | 0              | 4    | 0     | 4     | 0              | 0    | 0     | 0     | 0             | 0    | 0     | 0     | 1            | 0             | 3    | 4     | 8     | 0 | 0 | 0 | 0 |
| Avg Hr | 0              | 2    | 0     | 2     | 0              | 0    | 0     | 0     | 0             | 0    | 0     | 0     | 1            | 0             | 2    | 2     | 4     | 0 | 0 | 0 | 0 |

MD Peak Period

Hours

|        | Carey Rd       |      |       |       | Carey Rd       |      |       |       | Kenneth St    |      |       |       | Total Volume |               |      |       |       |   |   |   |
|--------|----------------|------|-------|-------|----------------|------|-------|-------|---------------|------|-------|-------|--------------|---------------|------|-------|-------|---|---|---|
|        | NORTH Approach |      |       |       | SOUTH Approach |      |       |       | WEST Approach |      |       |       |              | EAST Approach |      |       |       |   |   |   |
|        | Left           | Thru | Right | Total | Left           | Thru | Right | Total | Left          | Thru | Right | Total |              | Left          | Thru | Right | Total | N | S | W |
| Total  |                |      |       |       |                |      |       |       |               |      |       |       |              |               |      |       |       |   |   |   |
| Avg Hr |                |      |       |       |                |      |       |       |               |      |       |       |              |               |      |       |       |   |   |   |

PM Peak Period

3 Hours

|        | Carey Rd       |      |       |       | Carey Rd       |      |       |       | Kenneth St    |      |       |       | Total Volume |               |      |       |       |   |   |   |   |
|--------|----------------|------|-------|-------|----------------|------|-------|-------|---------------|------|-------|-------|--------------|---------------|------|-------|-------|---|---|---|---|
|        | NORTH Approach |      |       |       | SOUTH Approach |      |       |       | WEST Approach |      |       |       |              | EAST Approach |      |       |       |   |   |   |   |
|        | Left           | Thru | Right | Total | Left           | Thru | Right | Total | Left          | Thru | Right | Total |              | Left          | Thru | Right | Total | N | S | W | E |
| Totals | 4              | 3    | 0     | 7     | 0              | 9    | 1     | 10    | 0             | 0    | 0     | 0     | 0            | 0             | 0    | 0     | 17    | 0 | 0 | 0 | 0 |
| Avg Hr | 1              | 1    | 0     | 2     | 0              | 3    | 0     | 3     | 0             | 0    | 0     | 0     | 0            | 0             | 0    | 0     | 6     | 0 | 0 | 0 | 0 |

