

Burnside Road West @ Tillicum Road

Tuesday, February 21, 2017

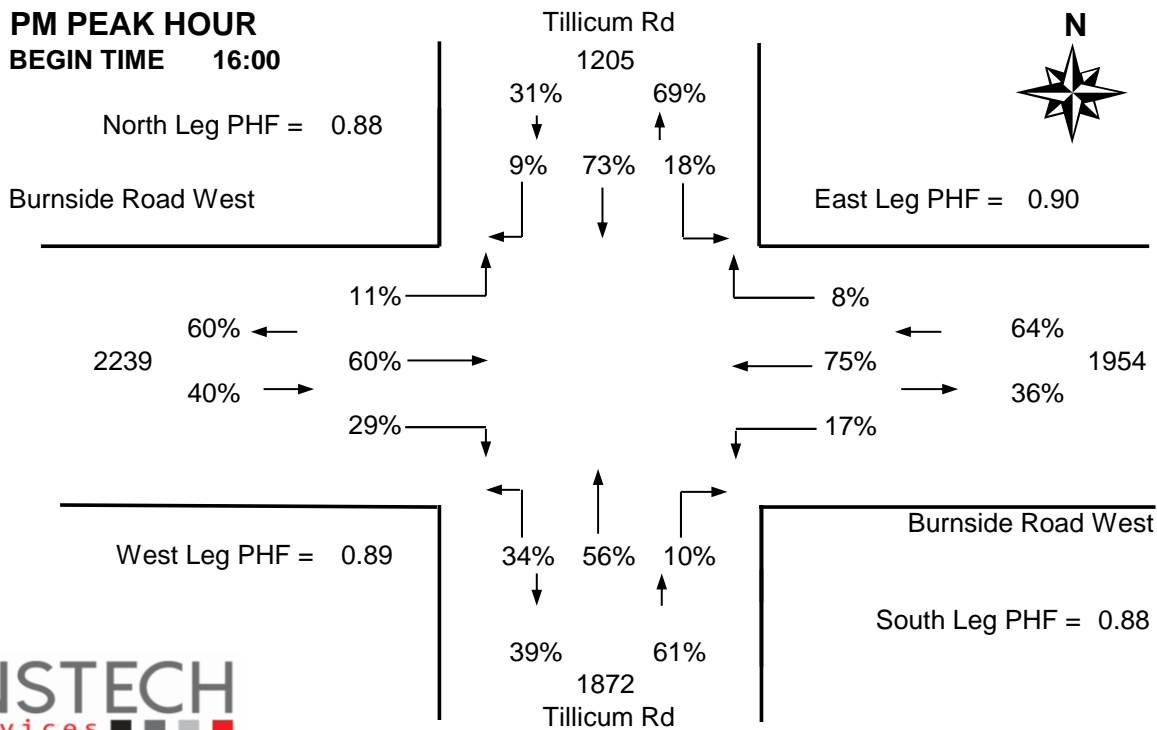
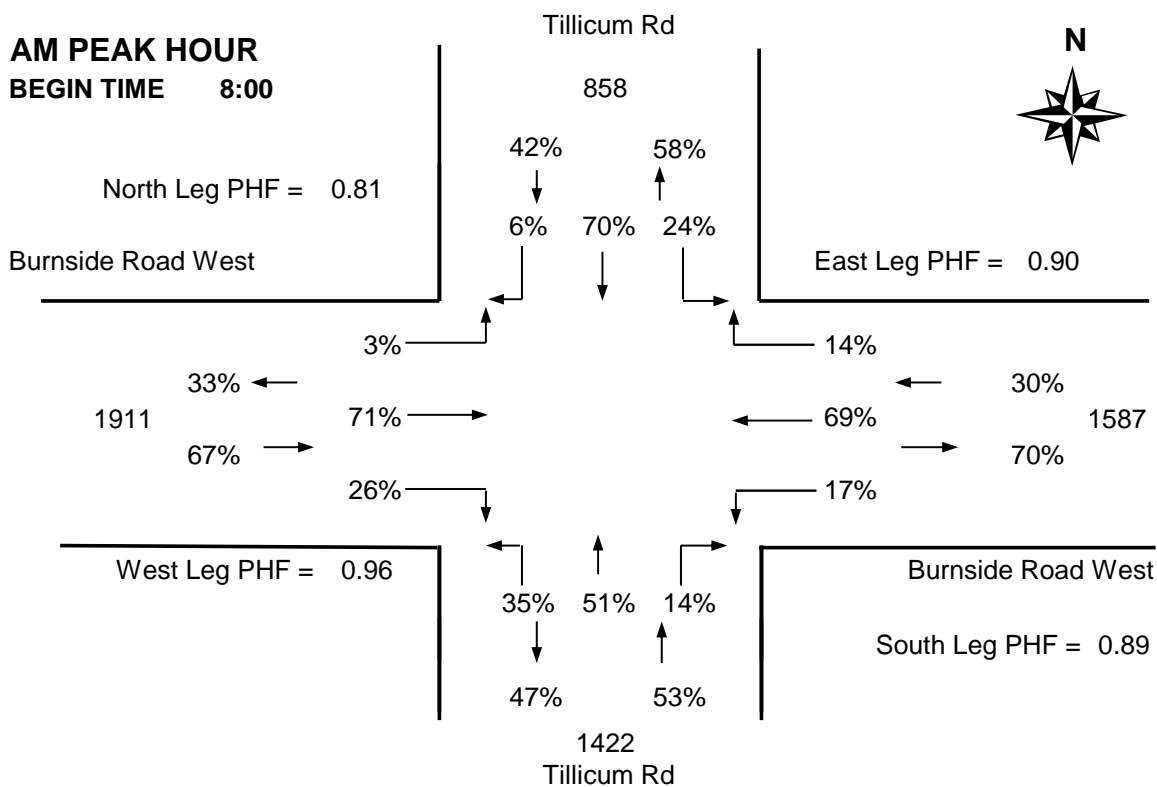


The data presented here is for information purposes only and should not be considered authoritative for construction, geotechnical, engineering, navigational, legal, or other site-specific uses. The information shared is owned by the Transportation Division of the Engineering Department at the District of Saanich. Accuracy is not guaranteed.

DISTRICT OF SAANICH 2017 TRAFFIC COUNTS

Major Route: Burnside Road West
Minor Route: Tillicum Road
Date: Tuesday, February 21, 2017
Filename: Burnside Road West@Tillicum-Feb21-2017.xls

Station #: TIN001743
Intersection Type: 4-leg
East/West Route: Burnside Road West
Weather: Clear and dry



DISTRICT OF SAANICH 2017 TRAFFIC COUNTS

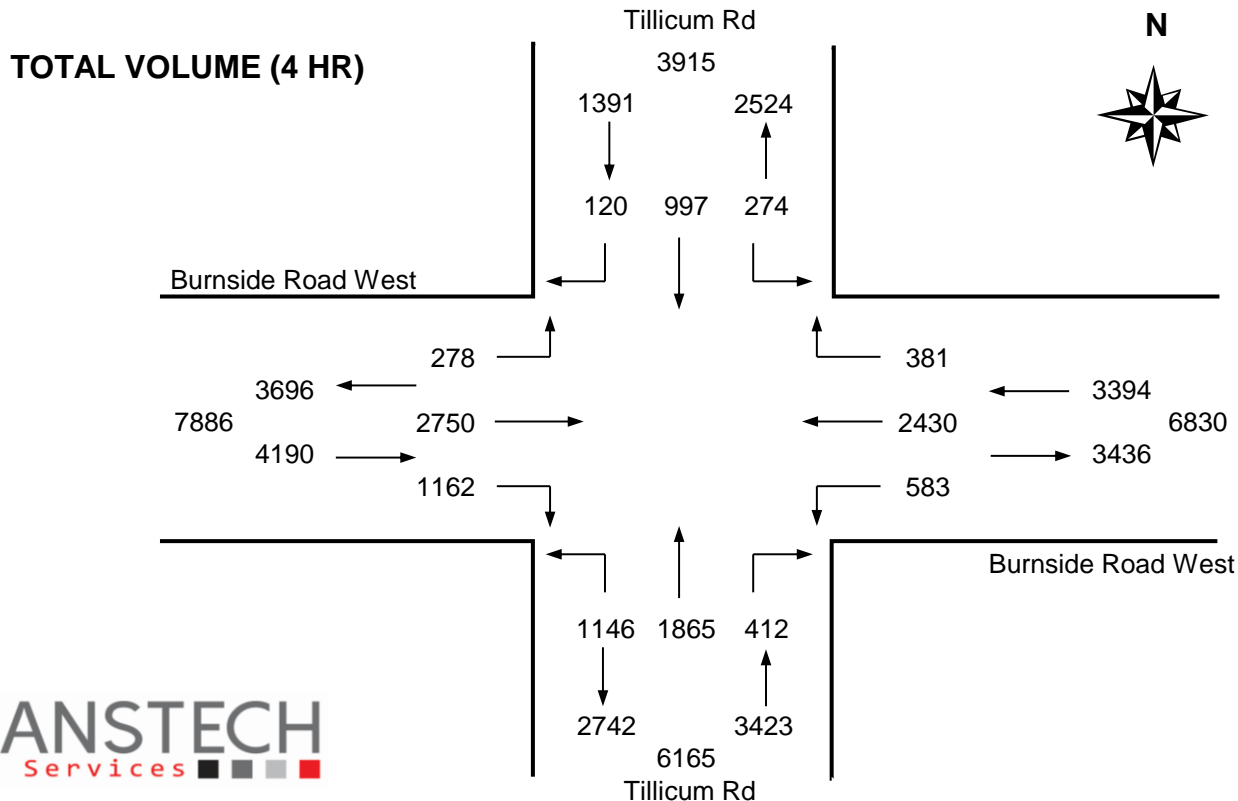
Major Route: Burnside Road West
Minor Route: Tillicum Road
Date: Tuesday, February 21, 2017
Filename: Burnside Road West@Tillicum-Feb21-2017.xls

Station #: TIN001743
Intersection Type: 4-leg
East/West Route: Burnside Road West
Weather: Clear and dry

Comments:

Vehicle Data

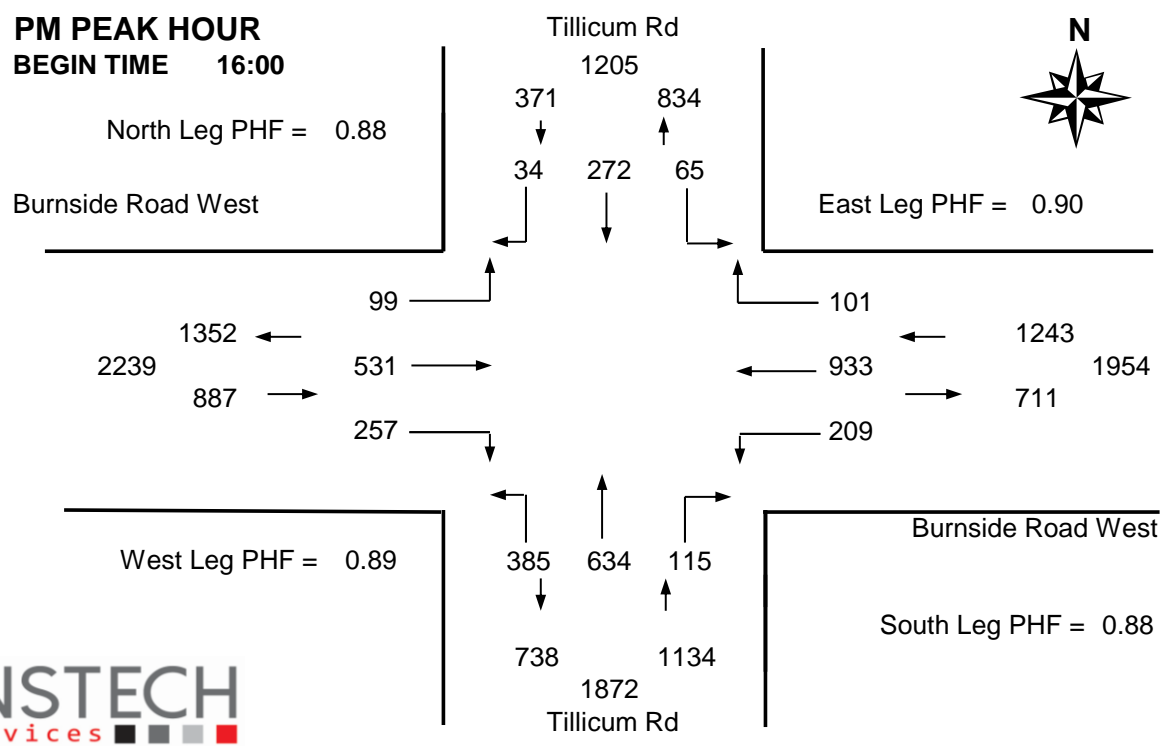
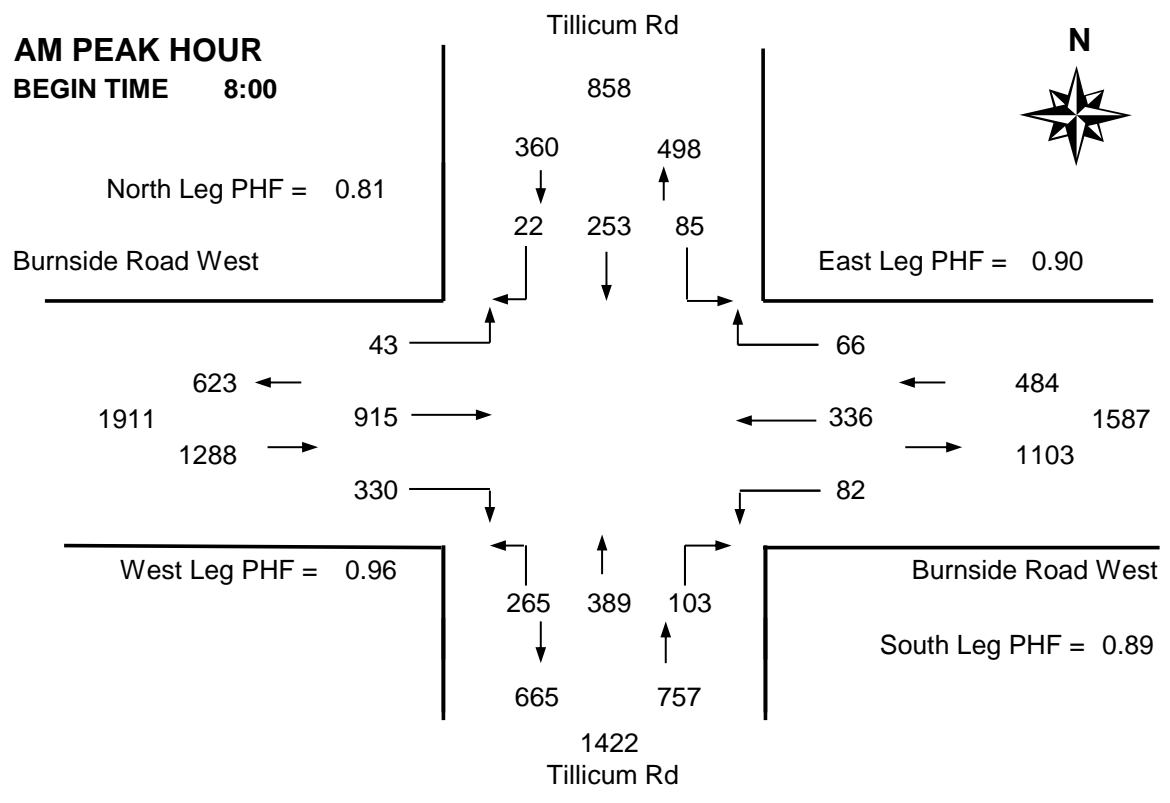
Time Period Starting	Tillicum Rd			Tillicum Rd			Burnside Road West			Burnside Road West			15 Min Total	Hourly Total	Pedestrians			
	From North			From South			From West			From East					N	S	W	E
	Left	Thru	Right	Left	Thru	Right	Left	Thru	Right	Left	Thru	Right						
7:30	10	61	4	54	78	25	8	242	83	14	60	13	652	-	1	7	4	0
7:45	19	44	2	57	96	27	5	232	90	16	77	19	684	-	12	7	14	0
8:00	10	48	1	87	102	23	7	234	69	16	97	21	715 *	-	9	19	13	0
8:15	23	64	8	79	92	28	11	234	82	17	101	11	750 +	2801	6	6	6	0
8:30	28	60	7	66	98	26	13	232	90	18	76	15	729 *	2878	2	16	7	0
8:45	24	81	6	33	97	26	12	215	89	31	62	19	695 *	2889	5	10	1	0
9:00	13	47	16	21	66	13	18	185	57	23	76	22	557	2731	2	21	3	3
9:15	14	40	6	32	89	18	10	166	55	32	64	16	542	2523	5	6	9	1
Total	141	445	50	429	718	186	84	1740	615	167	613	136	5324	-	42	92	57	4
Pk Hr	85	253	22	265	389	103	43	915	330	82	336	66	2889 *	-	22	51	27	0
Pk Hr Factor	0.76	0.78	0.69	0.76	0.95	0.92	0.83	0.98	0.92	0.66	0.83	0.79	0.96	* = Peak hour + = Peak 15 minutes				
	0.81			0.89			0.96			0.90								
15:30	15	80	13	90	132	35	22	135	73	49	203	38	885	-	11	11	16	0
15:45	16	72	9	92	163	21	38	121	65	41	209	34	881	-	3	27	11	0
16:00	20	74	11	92	164	26	17	140	51	50	214	33	892 *	-	4	12	16	0
16:15	12	67	8	107	188	27	30	112	63	50	265	31	960 +	3618	5	13	5	0
16:30	15	63	7	89	116	33	25	128	71	55	241	14	857 *	3590	5	17	16	0
16:45	18	68	8	97	166	29	27	151	72	54	213	23	926 *	3635	14	16	12	0
17:00	17	56	9	76	123	24	14	115	67	61	227	32	821	3564	7	16	13	0
17:15	20	72	5	74	95	31	21	108	85	56	245	40	852	3456	7	13	4	0
Total	133	552	70	717	1147	226	194	1010	547	416	1817	245	7074	-	56	125	93	0
Pk Hr	65	272	34	385	634	115	99	531	257	209	933	101	3635 *	-	28	58	49	0
Pk Hr Factor	0.81	0.92	0.77	0.90	0.84	0.87	0.83	0.88	0.89	0.95	0.88	0.77	0.95					
	0.88			0.88			0.89			0.90								



DISTRICT OF SAANICH 2017 TRAFFIC COUNTS

Major Route: Burnside Road West
Minor Route: Tillicum Road
Date: Tuesday, February 21, 2017
Filename: Burnside Road West@Tillicum-Feb21-2017.xls

Station #: TIN001743
Intersection Type: 4-leg
East/West Route: Burnside Road West
Weather: Clear and dry



DISTRICT OF SAANICH 2017 TRAFFIC COUNTS

Major Route: Burnside Road West
Minor Route: Tillicum Road
Date: Tuesday, February 21, 2017
Filename: Burnside Road West@Tillicum-Feb21-2017.xls

Station #: TIN001743
Intersection Type: 4-leg
East/West Route: Burnside Road West
Weather: Clear and dry

Comments:

Bicycle Data

Time Period Starting	Tillicum Rd			Tillicum Rd			Burnside Road West			Burnside Road West			15 Min Total	Hourly Total
	From North			From South			From West			From East				
	Left	Thru	Right	Left	Thru	Right	Left	Thru	Right	Left	Thru	Right		
7:30	0	0	0	1	0	0	0	0	1	0	1	0	3 *	-
7:45	0	0	0	1	0	0	0	0	0	0	1	0	2 *	-
8:00	0	1	0	0	1	0	0	1	0	0	3	0	6 +	-
8:15	0	1	0	0	1	0	0	0	0	0	0	0	2 *	13
8:30	0	0	0	0	1	0	0	1	0	0	0	0	2	12
8:45	0	0	0	0	1	0	0	0	0	0	0	0	1	11
9:00	0	0	0	0	1	0	0	0	0	0	1	0	2	7
9:15	0	0	0	0	1	0	0	1	0	1	0	0	3	8
Total	0	2	0	2	6	0	0	3	1	1	6	0	21	-
Pk Hr	0	2	0	2	2	0	0	1	1	0	5	0	13 *	-
15x4	0	4	0	4	4	0	0	4	0	0	12	0	28 +	-

15:30	0	0	0	0	0	0	0	0	0	0	0	0	0	-
15:45	0	0	0	0	0	0	0	0	1	2	0	0	3	-
16:00	0	0	0	0	1	0	0	0	0	0	0	0	1	-
16:15	0	0	0	0	0	0	0	1	0	0	0	0	1	5
16:30	0	1	0	0	0	0	0	0	0	0	0	0	1 *	6
16:45	0	1	0	0	1	0	0	0	2	0	0	0	4 +	7
17:00	0	1	0	0	0	0	0	1	0	1	0	0	3 *	9
17:15	0	3	0	0	0	0	0	0	0	0	1	0	4 *	12
Total	0	6	0	0	2	0	0	2	3	3	1	0	17	-
Pk Hr	0	6	0	0	1	0	0	1	2	1	1	0	12 *	-
15x4	0	24	0	0	8	0	0	8	12	12	4	0	68 +	-

4 Hr	0	8	0	2	8	0	0	5	4	4	7	0	38	76
------	---	---	---	---	---	---	---	---	---	---	---	---	----	----

PEAK HOUR SUMMARY

