

# **Blenkinsop Road @ Tattersall Drive**

Wednesday, February 22, 2017

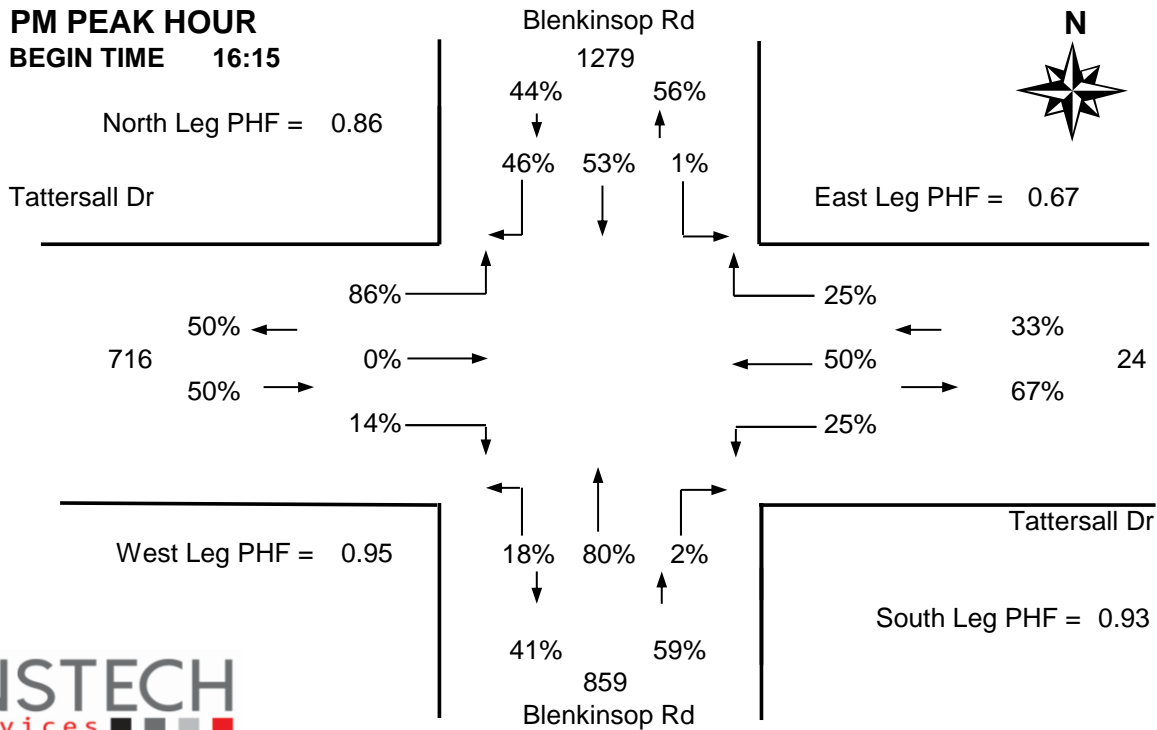
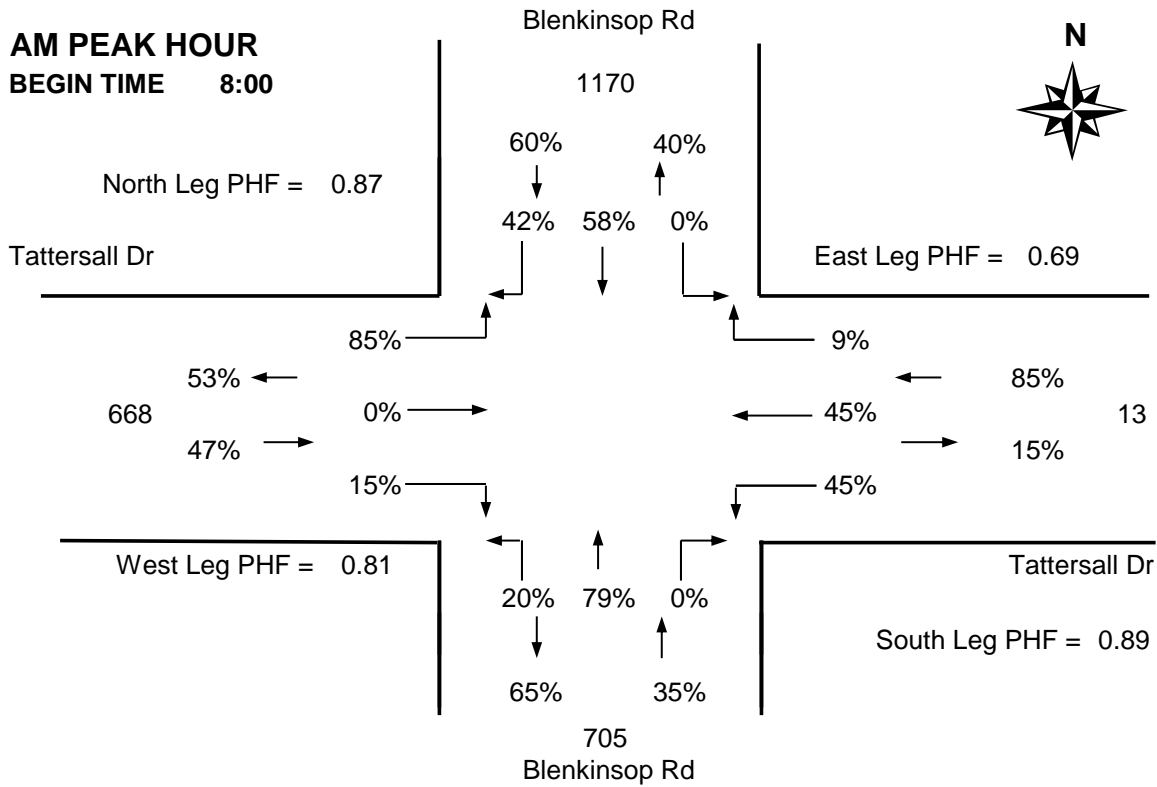


The data presented here is for information purposes only and should not be considered authoritative for construction, geotechnical, engineering, navigational, legal, or other site-specific uses. The information shared is owned by the Transportation Division of the Engineering Department at the District of Saanich. Accuracy is not guaranteed.

# DISTRICT OF SAANICH 2017 TRAFFIC COUNTS

**Major Route:** Blenkinsop Road  
**Minor Route:** Tattersall Drive  
**Date:** Wednesday, February 22, 2017  
**Filename:** Blenkinsop@Tattersall-Feb22-2017.xls

**Station #:** TIN000672  
**Intersection Type:** 4-leg  
**East/West Route:** Tattersall Drive  
**Weather:** Clear and dry



# DISTRICT OF SAANICH 2017 TRAFFIC COUNTS

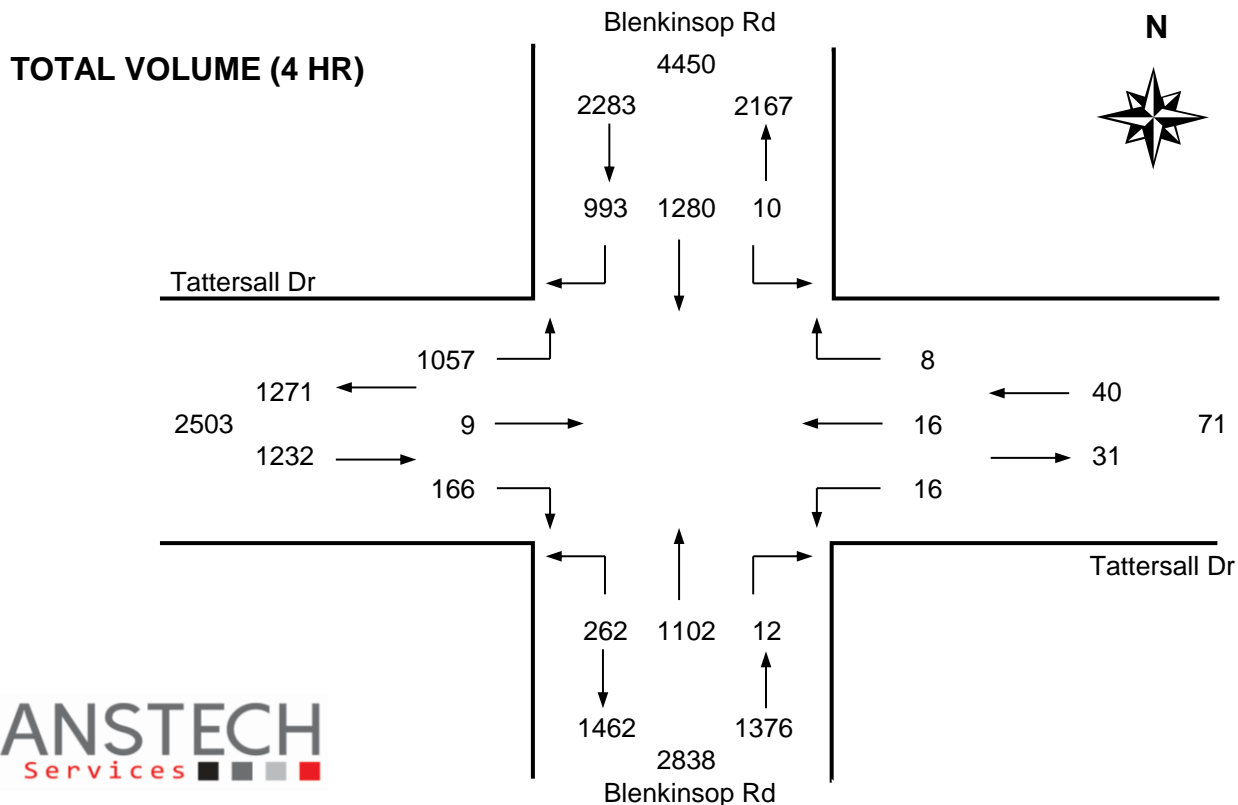
**Major Route:** Blenkinsop Road  
**Minor Route:** Tattersall Drive  
**Date:** Wednesday, February 22, 2017  
**Filename:** Blenkinsop@Tattersall-Feb22-2017.xls

**Station #:** TIN000672  
**Intersection Type:** 4-leg  
**East/West Route:** Tattersall Drive  
**Weather:** Clear and dry

**Comments:**

**Vehicle Data**

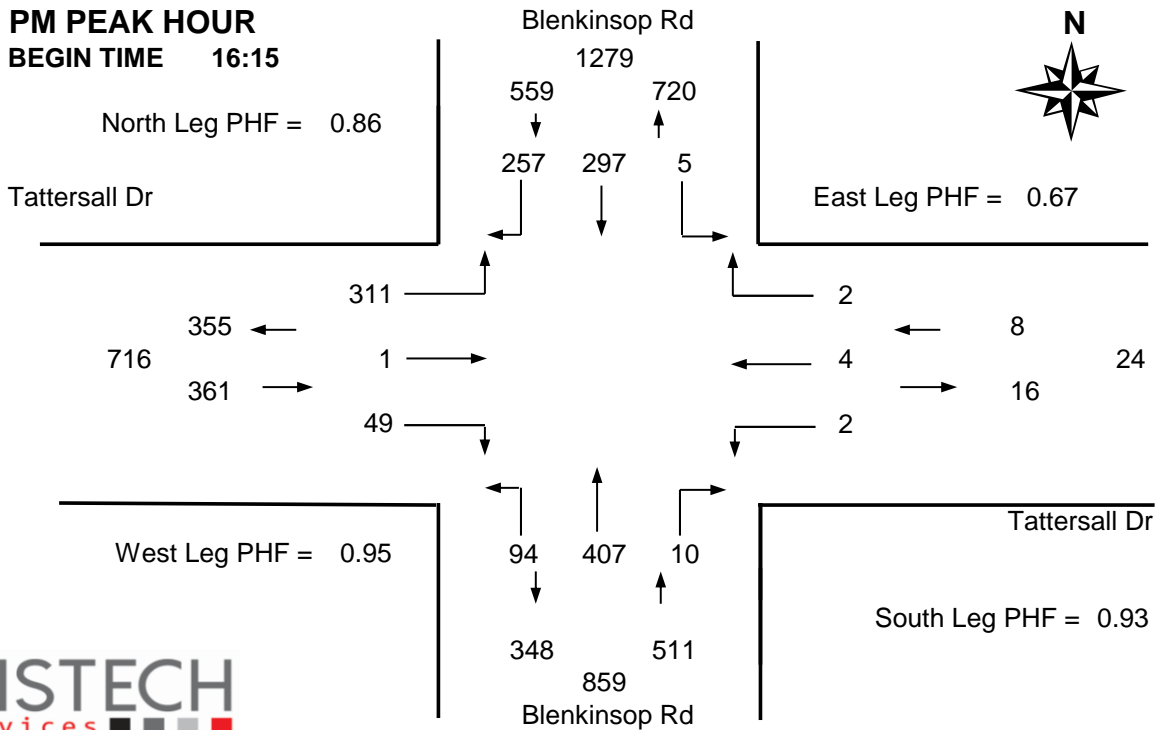
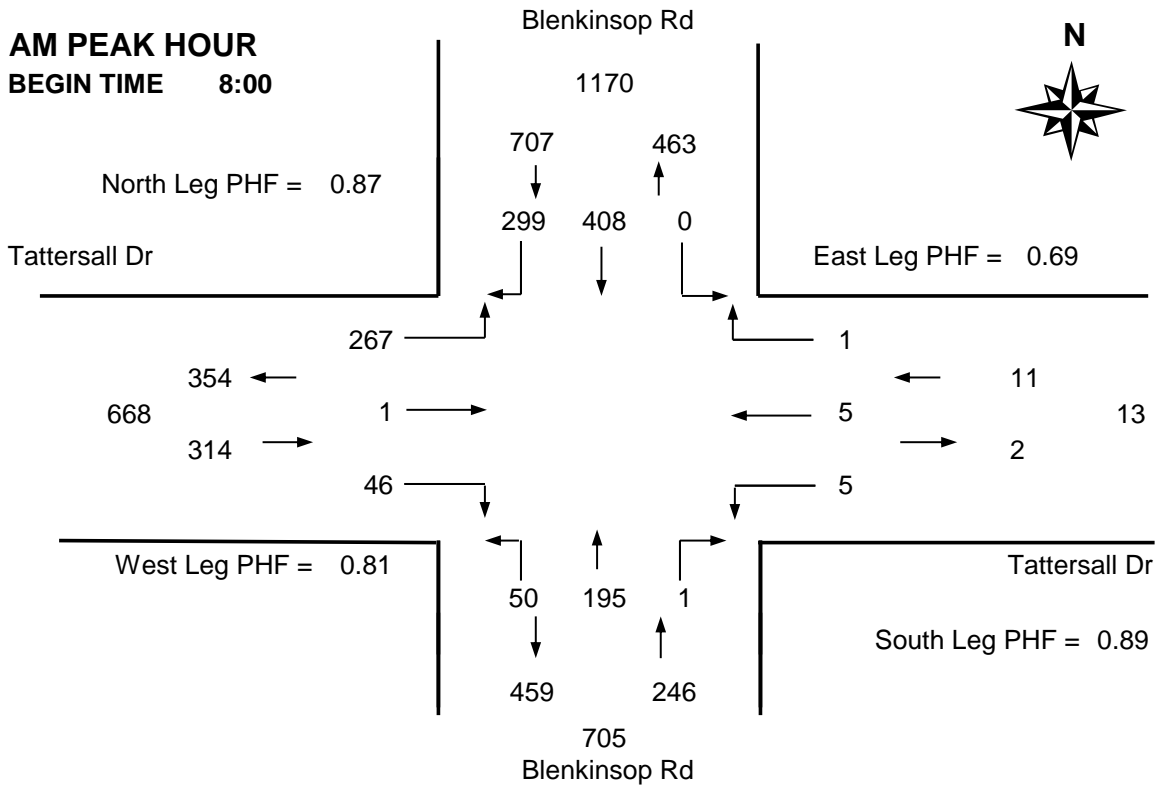
Time Period Starting	Blenkinsop Rd			Blenkinsop Rd			Tattersall Dr			Tattersall Dr			15 Min Total	Hourly Total	Pedestrians			
	From North			From South			From West			From East					N	S	W	E
	Left	Thru	Right	Left	Thru	Right	Left	Thru	Right	Left	Thru	Right						
7:30	0	77	42	13	26	1	27	1	8	1	1	1	198	-	2		1	0
7:45	0	99	58	11	52	0	47	0	11	4	1	1	284	-	2		0	0
8:00	0	94	51	13	53	0	62	0	14	1	1	0	289 *	-	7		1	1
8:15	0	109	86	13	48	0	85	1	11	1	1	0	355 +	1126	3		2	0
8:30	0	117	87	12	56	1	63	0	9	3	1	0	349 *	1277	2		1	0
8:45	0	88	75	12	38	0	57	0	12	0	2	1	285 *	1278	3		0	1
9:00	2	69	54	6	43	0	46	1	8	0	0	1	230	1219	3		1	1
9:15	0	62	48	9	37	0	43	0	10	1	1	0	211	1075	0		0	0
<b>Total</b>	<b>2</b>	<b>715</b>	<b>501</b>	<b>89</b>	<b>353</b>	<b>2</b>	<b>430</b>	<b>3</b>	<b>83</b>	<b>11</b>	<b>8</b>	<b>4</b>	<b>2201</b>	<b>-</b>	<b>22</b>	<b>0</b>	<b>6</b>	<b>3</b>
Pk Hr	0	408	299	50	195	1	267	1	46	5	5	1	1278 *	-	15	0	4	2
Pk Hr Factor	n/a	0.87	0.86	0.96	0.87	0.25	0.79	0.25	0.82	0.42	0.63	0.25	0.90	* = Peak hour + = Peak 15 minutes				
	<b>0.87</b>			<b>0.89</b>			<b>0.81</b>			<b>0.69</b>								
15:30	2	65	64	16	68	0	68	2	8	0	2	2	297	-	1		0	0
15:45	0	76	50	17	89	0	77	1	7	1	1	0	319	-	2		1	0
16:00	0	71	59	22	96	0	86	2	10	0	0	0	346	-	1		0	1
16:15	2	60	67	25	101	5	70	1	8	1	1	1	342 *	1304	0		1	0
16:30	2	91	49	23	104	0	85	0	9	0	0	0	363 *	1370	3		0	0
16:45	1	79	82	24	87	4	79	0	16	1	1	0	374 +	1425	6		0	0
17:00	0	67	59	22	115	1	77	0	16	0	2	1	360 *	1439	2		1	1
17:15	1	56	62	24	89	0	85	0	9	2	1	0	329	1426	1		0	0
<b>Total</b>	<b>8</b>	<b>565</b>	<b>492</b>	<b>173</b>	<b>749</b>	<b>10</b>	<b>627</b>	<b>6</b>	<b>83</b>	<b>5</b>	<b>8</b>	<b>4</b>	<b>2730</b>	<b>-</b>	<b>16</b>	<b>0</b>	<b>3</b>	<b>2</b>
Pk Hr	5	297	257	94	407	10	311	1	49	2	4	2	1439 *	-	11	0	2	1
Pk Hr Factor	0.63	0.82	0.78	0.94	0.88	0.50	0.91	0.25	0.77	0.50	0.50	0.50	0.96					
	<b>0.86</b>			<b>0.93</b>			<b>0.95</b>			<b>0.67</b>								



# DISTRICT OF SAANICH 2017 TRAFFIC COUNTS

**Major Route:** Blenkinsop Road  
**Minor Route:** Tattersall Drive  
**Date:** Wednesday, February 22, 2017  
**Filename:** Blenkinsop@Tattersall-Feb22-2017.xls

**Station #:** TIN000672  
**Intersection Type:** 4-leg  
**East/West Route:** Tattersall Drive  
**Weather:** Clear and dry



# DISTRICT OF SAANICH 2017 TRAFFIC COUNTS

**Major Route:** Blenkinsop Road  
**Minor Route:** Tattersall Drive  
**Date:** Wednesday, February 22, 2017  
**Filename:** Blenkinsop@Tattersall-Feb22-2017.xls

**Station #:** TIN000672  
**Intersection Type:** 4-leg  
**East/West Route:** Tattersall Drive  
**Weather:** Clear and dry

**Comments:**

### Bicycle Data

Time Period Starting	Blenkinsop Rd			Blenkinsop Rd			Tattersall Dr			Tattersall Dr			15 Min Total	Hourly Total
	From North			From South			From West			From East				
	Left	Thru	Right	Left	Thru	Right	Left	Thru	Right	Left	Thru	Right		
7:30		1	0	0	0		0						1 *	-
7:45		4	0	0	0		0						4 +	-
8:00		2	2	0	0		0						4 *	-
8:15		3	0	0	1		0						4 *	13
8:30		0	0	0	0		0						0	12
8:45		2	0	0	1		0						3	11
9:00		0	0	0	0		0						0	7
9:15		0	0	0	3		0						3	6
<b>Total</b>	<b>0</b>	<b>12</b>	<b>2</b>	<b>0</b>	<b>5</b>	<b>0</b>	<b>0</b>	<b>0</b>	<b>0</b>	<b>0</b>	<b>0</b>	<b>0</b>	<b>19</b>	<b>-</b>
<b>Pk Hr</b>	<b>0</b>	<b>10</b>	<b>2</b>	<b>0</b>	<b>1</b>	<b>0</b>	<b>0</b>	<b>0</b>	<b>0</b>	<b>0</b>	<b>0</b>	<b>0</b>	<b>13 *</b>	<b>-</b>
<b>15x4</b>	<b>0</b>	<b>16</b>	<b>8</b>	<b>0</b>	<b>4</b>	<b>0</b>	<b>0</b>	<b>0</b>	<b>0</b>	<b>0</b>	<b>0</b>	<b>0</b>	<b>28 +</b>	<b>-</b>

15:30		2	1	0	0		0						3 +	-
15:45		3	0	0	0		0						3 *	-
16:00		0	0	0	0		0						0 *	-
16:15		1	0	0	0		0						1 *	7
16:30		0	0	2	0		0						2	6
16:45		0	0	0	2		0						2	5
17:00		0	0	0	1		1						2	7
17:15		1	0	0	0		0						1	7
<b>Total</b>	<b>0</b>	<b>7</b>	<b>1</b>	<b>2</b>	<b>3</b>	<b>0</b>	<b>1</b>	<b>0</b>	<b>0</b>	<b>0</b>	<b>0</b>	<b>0</b>	<b>14</b>	<b>-</b>
<b>Pk Hr</b>	<b>0</b>	<b>6</b>	<b>1</b>	<b>0</b>	<b>0</b>	<b>0</b>	<b>0</b>	<b>0</b>	<b>0</b>	<b>0</b>	<b>0</b>	<b>0</b>	<b>7 *</b>	<b>-</b>
<b>15x4</b>	<b>0</b>	<b>12</b>	<b>0</b>	<b>8</b>	<b>0</b>	<b>0</b>	<b>0</b>	<b>0</b>	<b>0</b>	<b>0</b>	<b>0</b>	<b>0</b>	<b>20 +</b>	<b>-</b>

4 Hr	0	19	3	2	8	0	1	0	0	0	0	0	33	66
------	---	----	---	---	---	---	---	---	---	---	---	---	----	----

### PEAK HOUR SUMMARY

