

# **Blanshard Street @ Saanich Road**

**Wednesday, September 26, 2018**

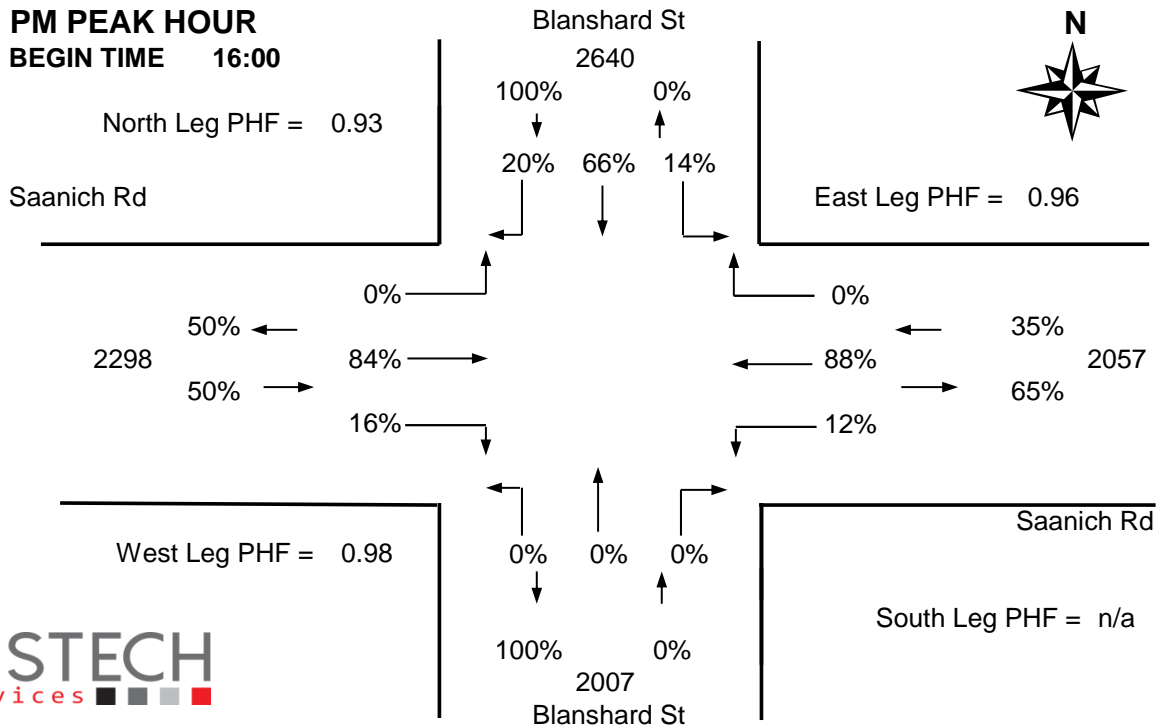
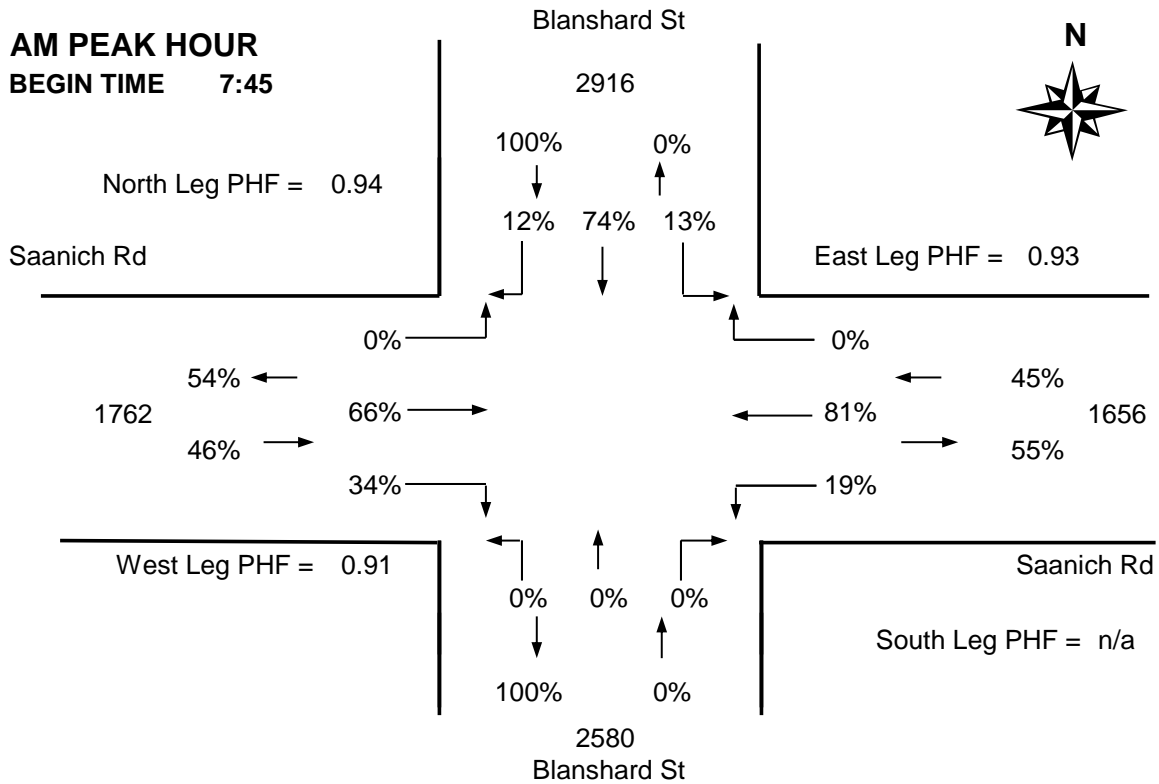


The data presented here is for information purposes only and should not be considered authoritative for construction, geotechnical, engineering, navigational, legal, or other site-specific uses. The information shared is owned by the Transportation Division of the Engineering Department at the District of Saanich. Accuracy is not guaranteed.

# DISTRICT OF SAANICH 2018 TRAFFIC COUNTS

**Major Route:** Blanshard Street  
**Minor Route:** Saanich Road  
**Date:** Wednesday, September 26, 2018  
**Filename:** Blanshard@Saanich-Sep26-2018.xls

**Station #:** TIN000779  
**Intersection Type:** 4-leg  
**East/West Route:** Saanich Road  
**Weather:** Clear and dry



# DISTRICT OF SAANICH 2018 TRAFFIC COUNTS

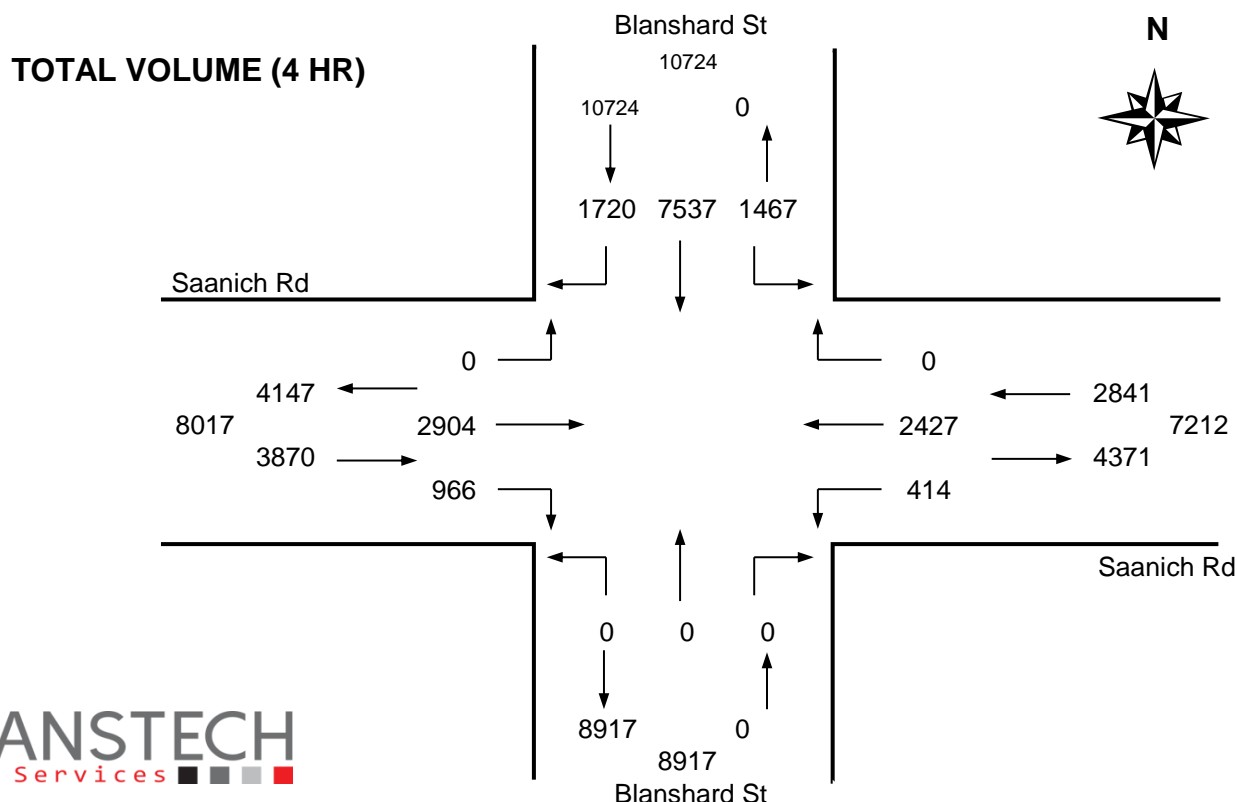
**Major Route:** Blanshard Street  
**Minor Route:** Saanich Road  
**Date:** Wednesday, September 26, 2018  
**Filename:** Blanshard@Saanich-Sep26-2018.xls

**Station #:** TIN000779  
**Intersection Type:** 4-leg  
**East/West Route:** Saanich Road  
**Weather:** Clear and dry

**Comments:** Count ID-2018131

### Vehicle Data

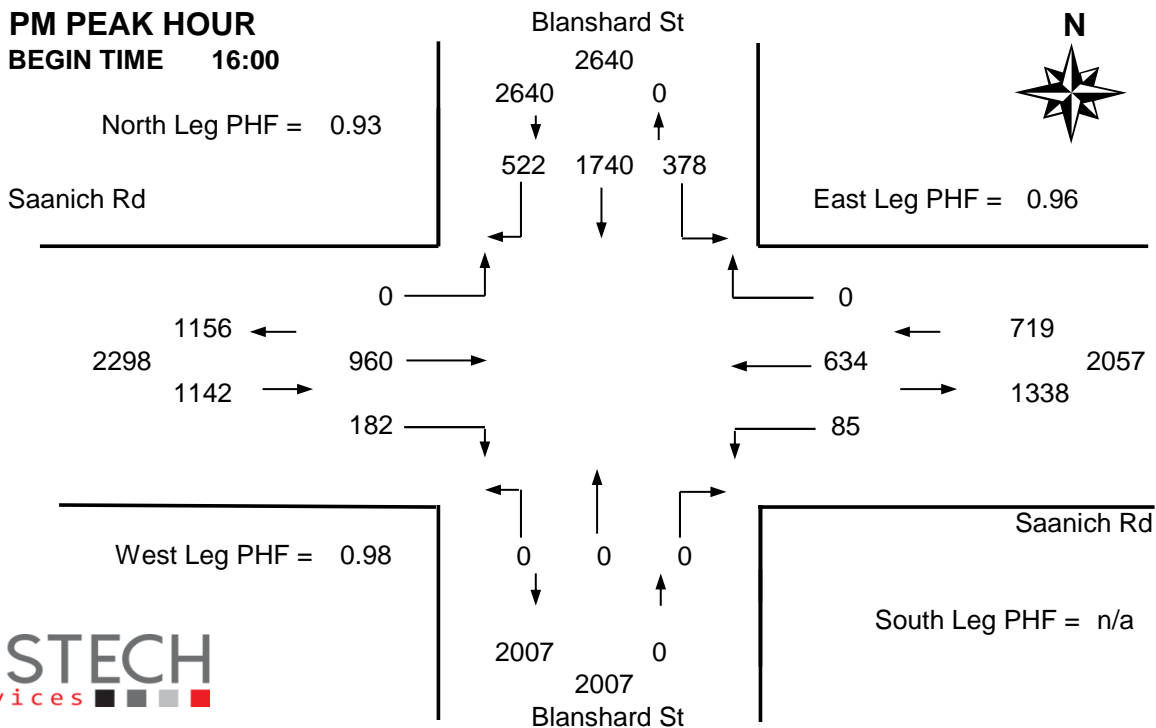
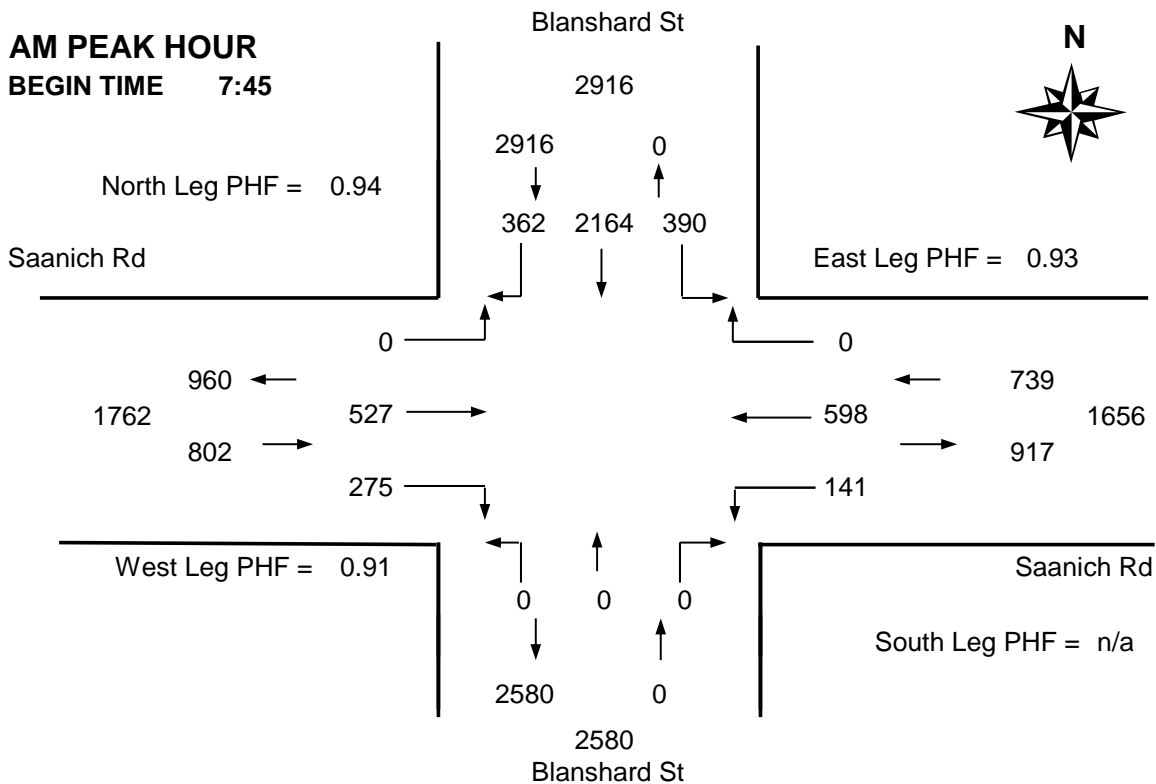
Time Period Starting	Blanshard St			Blanshard St			Saanich Rd			Saanich Rd			15 Min Total	Hourly Total	Pedestrians			
	From North			From South			From West			From East					N	S	W	E
	Left	Thru	Right	Left	Thru	Right	Left	Thru	Right	Left	Thru	Right						
7:30	64	519	81	0	0	0	0	113	77	30	133	0	1017	-	20	10	6	14
7:45	73	555	98	0	0	0	0	144	71	40	141	0	1122 *	-	27	14	6	16
8:00	119	560	96	0	0	0	0	111	56	32	141	0	1115 *	-	9	7	9	1
8:15	99	551	87	0	0	0	0	142	79	38	160	0	1156 +	4410	20	2	6	2
8:30	99	498	81	0	0	0	0	130	69	31	156	0	1064 *	4457	5	8	6	1
8:45	84	498	88	0	0	0	0	140	88	26	162	0	1086	4421	13	3	0	2
9:00	77	487	88	0	0	0	0	135	88	27	142	0	1044	4350	3	8	5	5
9:15	82	519	112	0	0	0	0	144	68	22	127	0	1074	4268	13	6	9	7
<b>Total</b>	<b>697</b>	<b>4187</b>	<b>731</b>	<b>0</b>	<b>0</b>	<b>0</b>	<b>0</b>	<b>1059</b>	<b>596</b>	<b>246</b>	<b>1162</b>	<b>0</b>	<b>8678</b>	-	<b>110</b>	<b>58</b>	<b>47</b>	<b>48</b>
Pk Hr	390	2164	362	0	0	0	0	527	275	141	598	0	4457 *	-	61	31	27	20
Pk Hr Factor	0.82	0.97	0.92	n/a	n/a	n/a	n/a	0.91	0.87	0.88	0.93	n/a	0.96	* = Peak hour				
	<b>0.94</b>			<b>n/a</b>			<b>0.91</b>			<b>0.93</b>			+ = Peak 15 minutes					
15:30	97	387	112	0	0	0	0	198	49	26	150	0	1019	-	17	22	13	11
15:45	85	399	135	0	0	0	0	220	49	20	167	0	1075	-	26	8	5	4
16:00	95	419	122	0	0	0	0	242	44	12	169	0	1103 *	-	33	23	17	7
16:15	93	417	117	0	0	0	0	237	46	26	155	0	1091 *	4288	17	15	11	9
16:30	91	445	134	0	0	0	0	239	42	33	155	0	1139 *	4408	23	12	15	7
16:45	99	459	149	0	0	0	0	242	50	14	155	0	1168 +	4501	27	14	12	6
17:00	110	411	109	0	0	0	0	240	48	15	154	0	1087	4485	10	7	11	2
17:15	100	413	111	0	0	0	0	227	42	22	160	0	1075	4469	24	4	3	4
<b>Total</b>	<b>770</b>	<b>3350</b>	<b>989</b>	<b>0</b>	<b>0</b>	<b>0</b>	<b>0</b>	<b>1845</b>	<b>370</b>	<b>168</b>	<b>1265</b>	<b>0</b>	<b>8757</b>	-	<b>177</b>	<b>105</b>	<b>87</b>	<b>50</b>
Pk Hr	378	1740	522	0	0	0	0	960	182	85	634	0	4501 *	-	100	64	55	29
Pk Hr Factor	0.95	0.95	0.88	n/a	n/a	n/a	n/a	0.99	0.91	0.64	0.94	n/a	0.96					
	<b>0.93</b>			<b>n/a</b>			<b>0.98</b>			<b>0.96</b>								



# DISTRICT OF SAANICH 2018 TRAFFIC COUNTS

**Major Route:** Blanshard Street  
**Minor Route:** Saanich Road  
**Date:** Wednesday, September 26, 2018  
**Filename:** Blanshard@Saanich-Sep26-2018.xls

**Station #:** TIN000779  
**Intersection Type:** 4-leg  
**East/West Route:** Saanich Road  
**Weather:** Clear and dry



# DISTRICT OF SAANICH 2018 TRAFFIC COUNTS

**Major Route:** Blanshard Street  
**Minor Route:** Saanich Road  
**Date:** Wednesday, September 26, 2018  
**Filename:** Blanshard@Saanich-Sep26-2018.xls

**Station #:** TIN000779  
**Intersection Type:** 4-leg  
**East/West Route:** Saanich Road  
**Weather:** Clear and dry

**Comments:** Count ID-2018131

### Bicycle Data

Time Period Starting	Blanshard St			Blanshard St			Saanich Rd			Saanich Rd			15 Min Total	Hourly Total
	From North			From South			From West			From East				
	Left	Thru	Right	Left	Thru	Right	Left	Thru	Right	Left	Thru	Right		
7:30	0	11	0	0	0	0	0	1	0	0	0	1	13 *	-
7:45	0	5	3	0	0	0	0	0	0	1	4	0	13 *	-
8:00	0	12	0	0	0	0	0	1	0	1	3	0	17 +	-
8:15	0	5	0	0	0	0	0	0	0	1	2	0	8 *	51
8:30	0	3	0	0	0	0	0	0	0	0	0	0	3	41
8:45	0	4	0	0	0	0	0	0	0	0	3	0	7	35
9:00	0	3	0	0	0	0	0	0	0	0	1	0	4	22
9:15	0	1	0	0	0	0	0	1	0	0	0	0	2	16
<b>Total</b>	<b>0</b>	<b>44</b>	<b>3</b>	<b>0</b>	<b>0</b>	<b>0</b>	<b>0</b>	<b>3</b>	<b>0</b>	<b>3</b>	<b>13</b>	<b>1</b>	<b>67</b>	<b>-</b>
<b>Pk Hr</b>	<b>0</b>	<b>33</b>	<b>3</b>	<b>0</b>	<b>0</b>	<b>0</b>	<b>0</b>	<b>2</b>	<b>0</b>	<b>3</b>	<b>9</b>	<b>1</b>	<b>51 *</b>	<b>-</b>
<b>15x4</b>	<b>0</b>	<b>48</b>	<b>12</b>	<b>0</b>	<b>0</b>	<b>0</b>	<b>0</b>	<b>4</b>	<b>0</b>	<b>4</b>	<b>16</b>	<b>4</b>	<b>68 +</b>	<b>-</b>

15:30	1	1	0	0	0	0	0	2	0	0	1	0	5	-
15:45	1	5	0	0	0	0	0	0	0	0	1	0	7	-
16:00	0	3	0	0	0	0	0	0	0	0	0	0	3	-
16:15	0	4	0	0	0	0	0	1	0	0	3	0	8 *	23
16:30	0	5	0	0	0	0	0	2	0	1	2	0	10 +	28
16:45	0	3	0	0	0	0	0	2	1	0	2	0	8 *	29
17:00	1	2	0	0	0	0	0	1	0	0	2	0	6 *	32
17:15	0	4	0	0	0	0	0	2	0	0	1	0	7	31
<b>Total</b>	<b>3</b>	<b>27</b>	<b>0</b>	<b>0</b>	<b>0</b>	<b>0</b>	<b>0</b>	<b>10</b>	<b>1</b>	<b>1</b>	<b>12</b>	<b>0</b>	<b>54</b>	<b>-</b>
<b>Pk Hr</b>	<b>1</b>	<b>14</b>	<b>0</b>	<b>0</b>	<b>0</b>	<b>0</b>	<b>0</b>	<b>6</b>	<b>1</b>	<b>1</b>	<b>9</b>	<b>0</b>	<b>32 *</b>	<b>-</b>
<b>15x4</b>	<b>4</b>	<b>20</b>	<b>0</b>	<b>0</b>	<b>0</b>	<b>0</b>	<b>0</b>	<b>8</b>	<b>4</b>	<b>4</b>	<b>12</b>	<b>0</b>	<b>40 +</b>	<b>-</b>

<b>4 Hr</b>	<b>3</b>	<b>71</b>	<b>3</b>	<b>0</b>	<b>0</b>	<b>0</b>	<b>0</b>	<b>13</b>	<b>1</b>	<b>4</b>	<b>25</b>	<b>1</b>	<b>121</b>	<b>242</b>
-------------	----------	-----------	----------	----------	----------	----------	----------	-----------	----------	----------	-----------	----------	------------	------------

### PEAK HOUR SUMMARY

