

# **Blanshard Street @ Ravine Way**

**Wednesday, September 26, 2018**

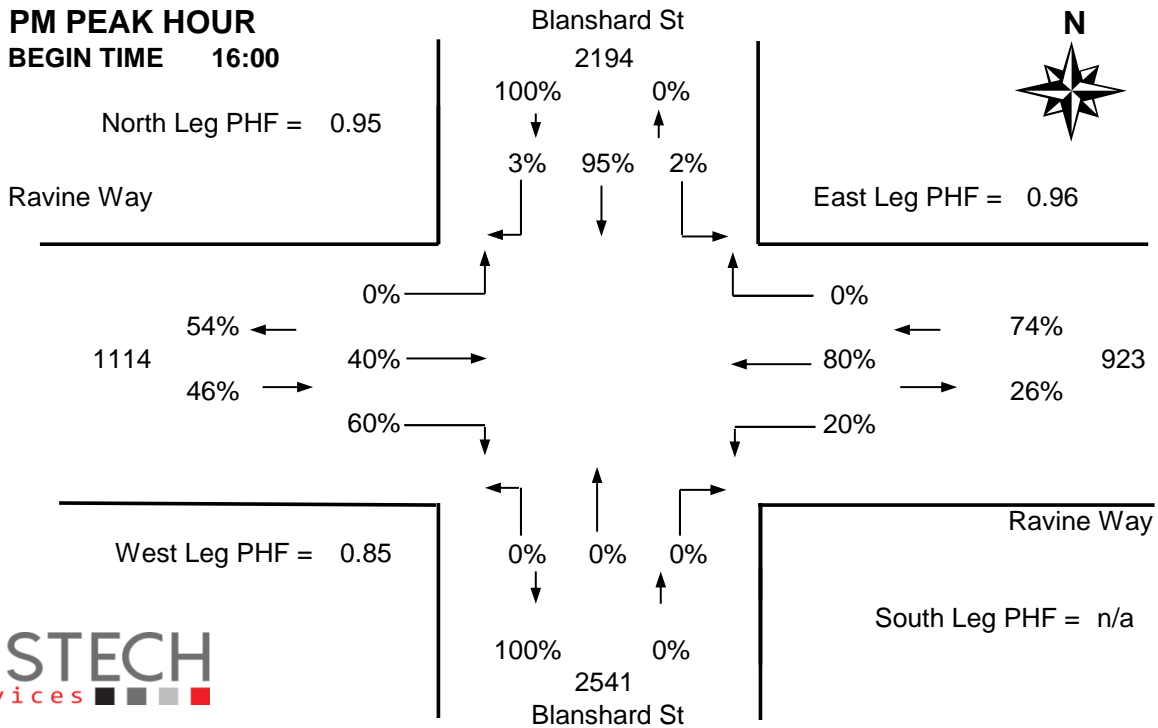
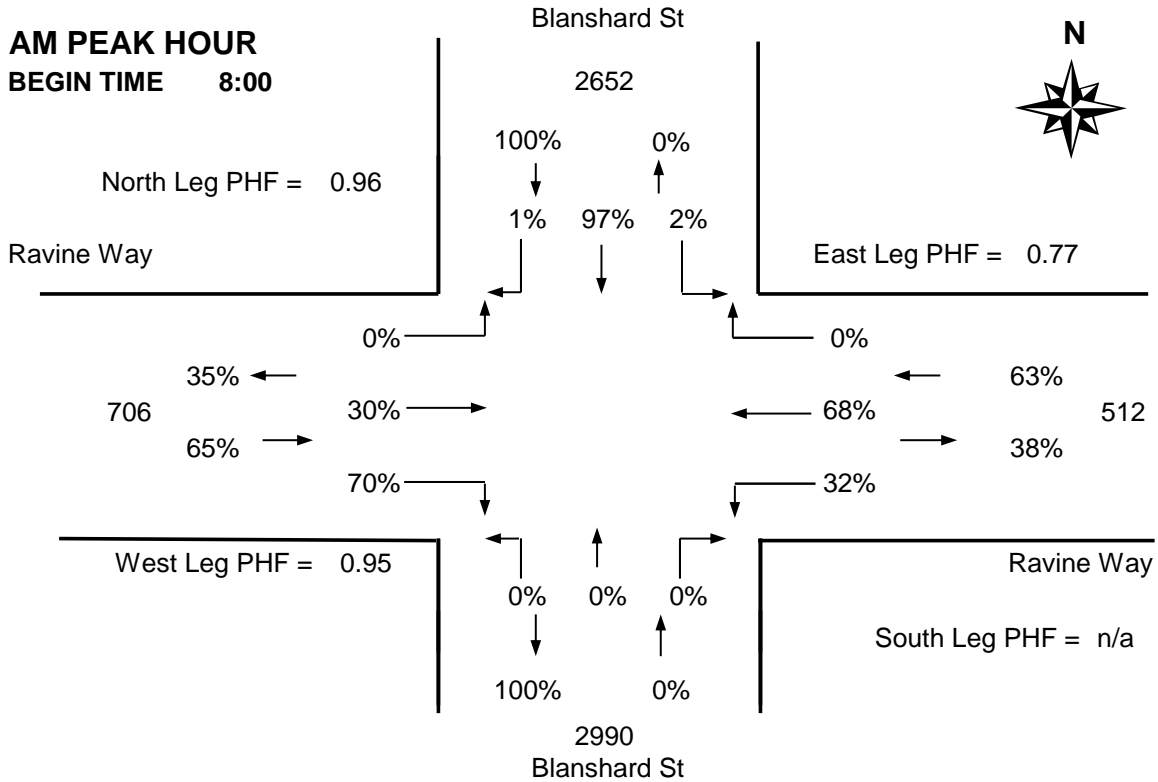


The data presented here is for information purposes only and should not be considered authoritative for construction, geotechnical, engineering, navigational, legal, or other site-specific uses. The information shared is owned by the Transportation Division of the Engineering Department at the District of Saanich. Accuracy is not guaranteed.

# DISTRICT OF SAANICH 2018 TRAFFIC COUNTS

**Major Route:** Blanshard Street  
**Minor Route:** Ravine Way  
**Date:** Wednesday, September 26, 2018  
**Filename:** Blanshard@Ravine-Sep26-2018.xls

**Station #:** TIN001141  
**Intersection Type:** 4-leg  
**East/West Route:** Ravine Way  
**Weather:** Clear and dry



# DISTRICT OF SAANICH 2018 TRAFFIC COUNTS

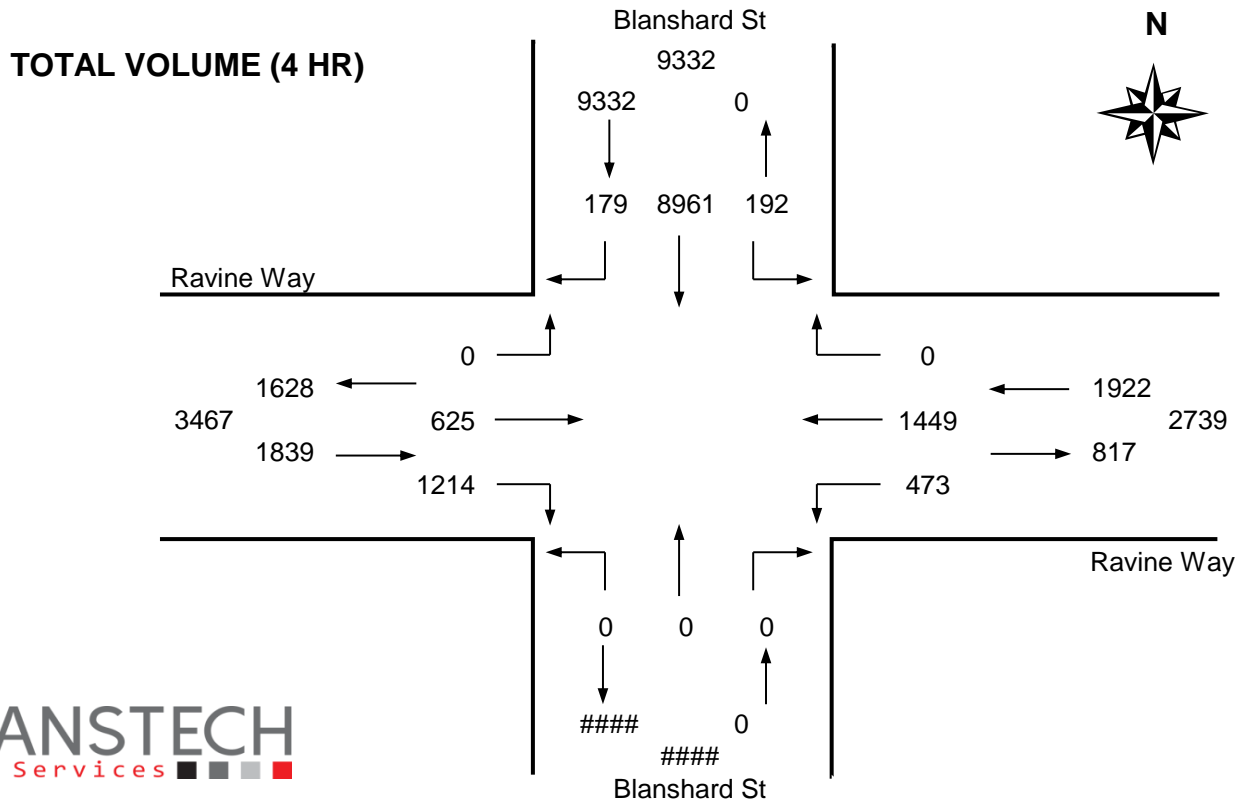
**Major Route:** Blanshard Street  
**Minor Route:** Ravine Way  
**Date:** Wednesday, September 26, 2018  
**Filename:** Blanshard@Ravine-Sep26-2018.xls

**Station #:** TIN001141  
**Intersection Type:** 4-leg  
**East/West Route:** Ravine Way  
**Weather:** Clear and dry

**Comments:** Count ID-2018130

## Vehicle Data

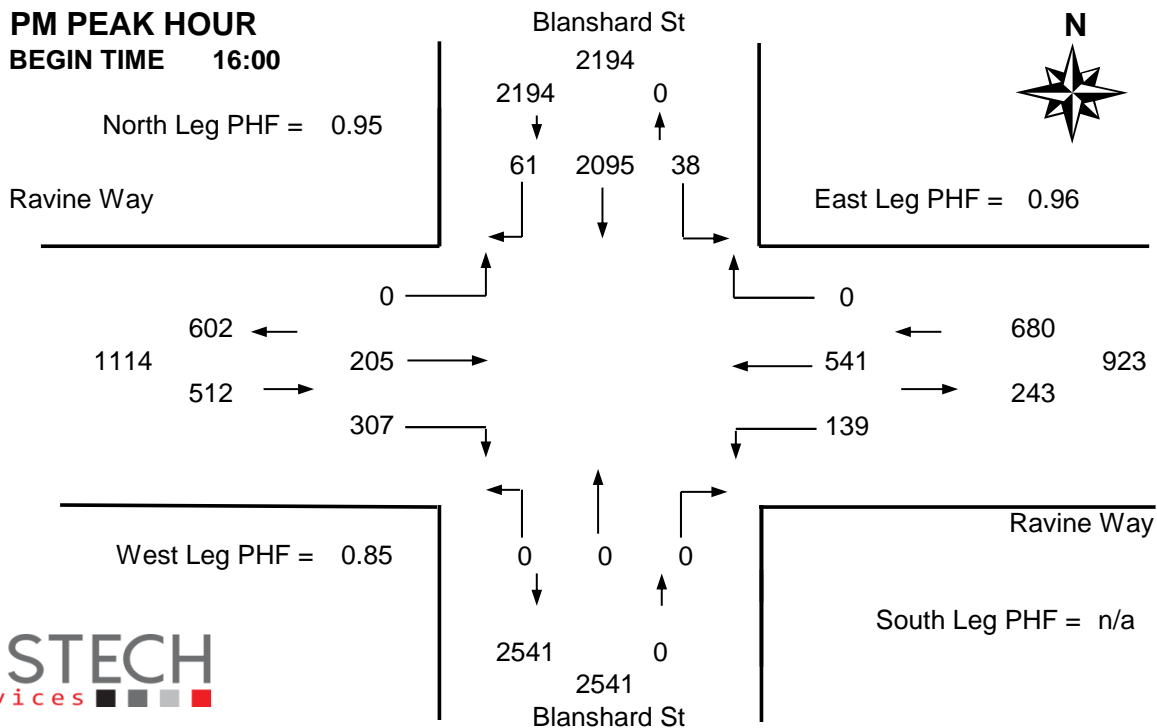
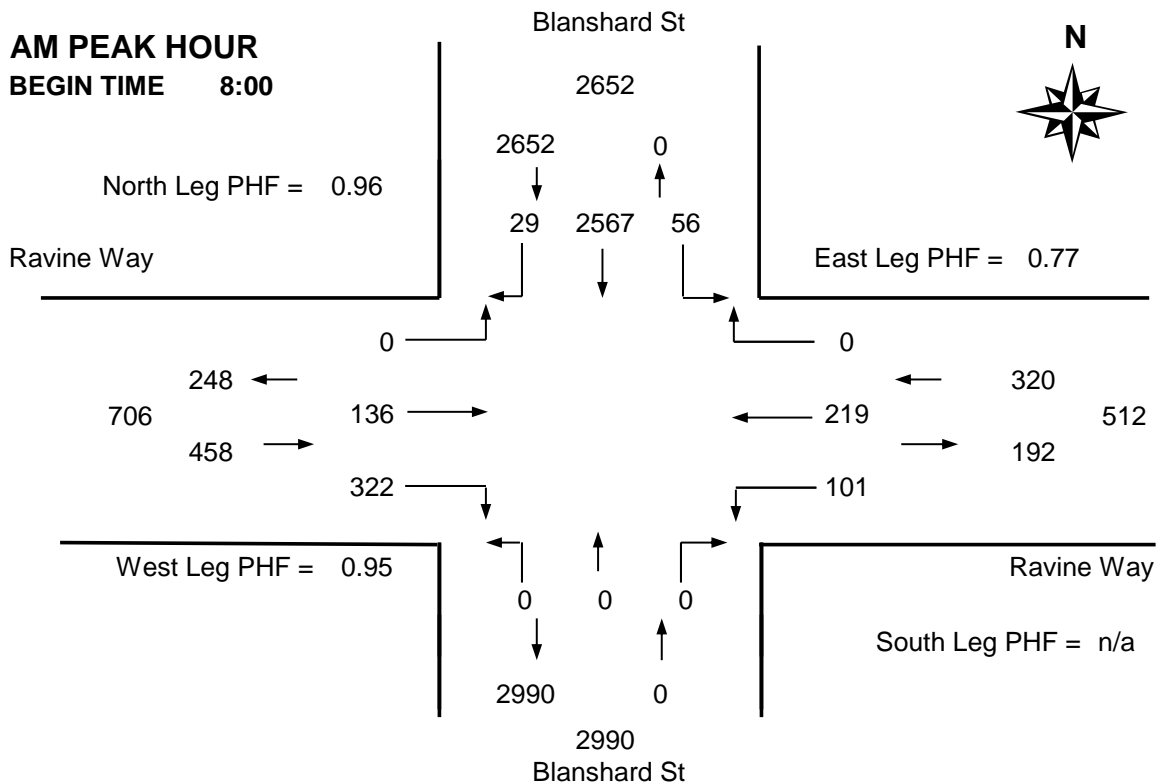
Time Period Starting	Blanshard St			Blanshard St			Ravine Way			Ravine Way			15 Min Total	Hourly Total	Pedestrians			
	From North			From South			From West			From East					N	S	W	E
	Left	Thru	Right	Left	Thru	Right	Left	Thru	Right	Left	Thru	Right						
7:30	16	649	5	0	0	0	0	28	58	16	34	0	806	-	3	9	5	1
7:45	18	618	6	0	0	0	0	30	79	22	49	0	822	-	2	14	7	3
8:00	15	658	7	0	0	0	0	35	82	15	55	0	867 *	-	4	10	5	6
8:15	15	633	2	0	0	0	0	36	84	21	51	0	842 *	3337	4	11	5	1
8:30	11	668	11	0	0	0	0	29	85	30	44	0	878 +	3409	4	13	5	3
8:45	15	608	9	0	0	0	0	36	71	35	69	0	843 *	3430	7	10	11	6
9:00	14	555	7	0	0	0	0	30	73	33	61	0	773	3336	3	14	5	4
9:15	5	573	15	0	0	0	0	33	75	38	42	0	781	3275	10	17	10	9
<b>Total</b>	<b>109</b>	<b>4962</b>	<b>62</b>	<b>0</b>	<b>0</b>	<b>0</b>	<b>0</b>	<b>257</b>	<b>607</b>	<b>210</b>	<b>405</b>	<b>0</b>	<b>6612</b>	<b>-</b>	<b>37</b>	<b>98</b>	<b>53</b>	<b>33</b>
Pk Hr	56	2567	29	0	0	0	0	136	322	101	219	0	3430 *	-	19	44	26	16
Pk Hr Factor	0.93	0.96	0.66	n/a	n/a	n/a	n/a	0.94	0.95	0.72	0.79	n/a	0.98	* = Peak hour + = Peak 15 minutes				
	<b>0.96</b>			<b>n/a</b>			<b>0.95</b>			<b>0.77</b>								
15:30	14	494	18	0	0	0	0	40	80	29	130	0	805	-	6	18	11	6
15:45	19	478	12	0	0	0	0	31	67	32	130	0	769	-	4	22	8	12
16:00	13	520	18	0	0	0	0	41	69	35	142	0	838 *	-	7	15	13	8
16:15	6	504	20	0	0	0	0	51	77	34	132	0	824 *	3236	10	9	8	6
16:30	8	555	15	0	0	0	0	47	77	38	138	0	878 +	3309	7	13	6	5
16:45	11	516	8	0	0	0	0	66	84	32	129	0	846 *	3386	3	12	9	4
17:00	9	490	17	0	0	0	0	51	69	27	129	0	792	3340	4	11	4	6
17:15	3	442	9	0	0	0	0	41	84	36	114	0	729	3245	3	25	6	4
<b>Total</b>	<b>83</b>	<b>3999</b>	<b>117</b>	<b>0</b>	<b>0</b>	<b>0</b>	<b>0</b>	<b>368</b>	<b>607</b>	<b>263</b>	<b>1044</b>	<b>0</b>	<b>6481</b>	<b>-</b>	<b>44</b>	<b>125</b>	<b>65</b>	<b>51</b>
Pk Hr	38	2095	61	0	0	0	0	205	307	139	541	0	3386 *	-	27	49	36	23
Pk Hr Factor	0.73	0.94	0.76	n/a	n/a	n/a	n/a	0.78	0.91	0.91	0.95	n/a	0.96					
	<b>0.95</b>			<b>n/a</b>			<b>0.85</b>			<b>0.96</b>								



# DISTRICT OF SAANICH 2018 TRAFFIC COUNTS

**Major Route:** Blanshard Street  
**Minor Route:** Ravine Way  
**Date:** Wednesday, September 26, 2018  
**Filename:** Blanshard@Ravine-Sep26-2018.xls

**Station #:** TIN001141  
**Intersection Type:** 4-leg  
**East/West Route:** Ravine Way  
**Weather:** Clear and dry



# DISTRICT OF SAANICH 2018 TRAFFIC COUNTS

**Major Route:** Blanshard Street  
**Minor Route:** Ravine Way  
**Date:** Wednesday, September 26, 2018  
**Filename:** Blanshard@Ravine-Sep26-2018.xls

**Station #:** TIN001141  
**Intersection Type:** 4-leg  
**East/West Route:** Ravine Way  
**Weather:** Clear and dry

**Comments:** Count ID-2018130

### Bicycle Data

Time Period Starting	Blanshard St			Blanshard St			Ravine Way			Ravine Way			15 Min Total	Hourly Total	
	From North			From South			From West			From East					
	Left	Thru	Right	Left	Thru	Right	Left	Thru	Right	Left	Thru	Right			
7:30	0	6	0	0	0	0	0	0	4	0	0	0	10	+	-
7:45	0	5	0	0	0	0	0	0	1	0	0	0	6	*	-
8:00	0	5	1	0	0	0	0	0	3	0	0	0	9	*	-
8:15	0	4	0	0	0	0	0	0	2	0	0	0	6	*	31
8:30	0	1	1	0	0	0	0	0	0	0	2	0	4		25
8:45	0	2	1	0	0	0	0	0	1	0	0	0	4		23
9:00	0	1	0	0	0	0	0	0	0	0	1	0	2		16
9:15	0	1	0	0	0	0	0	1	0	0	0	0	2		12
<b>Total</b>	<b>0</b>	<b>25</b>	<b>3</b>	<b>0</b>	<b>0</b>	<b>0</b>	<b>0</b>	<b>1</b>	<b>11</b>	<b>0</b>	<b>3</b>	<b>0</b>	<b>43</b>		<b>-</b>
<b>Pk Hr</b>	<b>0</b>	<b>20</b>	<b>1</b>	<b>0</b>	<b>0</b>	<b>0</b>	<b>0</b>	<b>0</b>	<b>10</b>	<b>0</b>	<b>0</b>	<b>0</b>	<b>31</b>	*	<b>-</b>
<b>15x4</b>	<b>0</b>	<b>24</b>	<b>4</b>	<b>0</b>	<b>0</b>	<b>0</b>	<b>0</b>	<b>0</b>	<b>16</b>	<b>0</b>	<b>0</b>	<b>0</b>	<b>40</b>	+	<b>-</b>

15:30	0	0	0	0	0	0	0	1	1	0	0	0	2		-
15:45	0	1	0	0	0	0	0	0	0	0	0	0	1		-
16:00	0	2	0	0	0	0	0	0	0	0	0	0	2	*	-
16:15	0	1	0	0	0	0	0	0	2	0	0	0	3	*	8
16:30	0	4	0	0	0	0	0	0	0	0	1	0	5	+	11
16:45	0	2	0	0	0	0	0	0	0	0	1	0	3	*	13
17:00	0	2	0	0	0	0	0	0	0	0	0	0	2		13
17:15	0	1	0	0	0	0	0	0	0	0	0	0	1		11
<b>Total</b>	<b>0</b>	<b>13</b>	<b>0</b>	<b>0</b>	<b>0</b>	<b>0</b>	<b>0</b>	<b>1</b>	<b>3</b>	<b>0</b>	<b>2</b>	<b>0</b>	<b>19</b>		<b>-</b>
<b>Pk Hr</b>	<b>0</b>	<b>9</b>	<b>0</b>	<b>0</b>	<b>0</b>	<b>0</b>	<b>0</b>	<b>0</b>	<b>2</b>	<b>0</b>	<b>2</b>	<b>0</b>	<b>13</b>	*	<b>-</b>
<b>15x4</b>	<b>0</b>	<b>16</b>	<b>0</b>	<b>0</b>	<b>0</b>	<b>0</b>	<b>0</b>	<b>0</b>	<b>8</b>	<b>0</b>	<b>4</b>	<b>0</b>	<b>20</b>	+	<b>-</b>

<b>4 Hr</b>	<b>0</b>	<b>38</b>	<b>3</b>	<b>0</b>	<b>0</b>	<b>0</b>	<b>0</b>	<b>2</b>	<b>14</b>	<b>0</b>	<b>5</b>	<b>0</b>	<b>62</b>		<b>124</b>
-------------	----------	-----------	----------	----------	----------	----------	----------	----------	-----------	----------	----------	----------	-----------	--	------------

### PEAK HOUR SUMMARY

