

Ash Road @ Tyndall Avenue

Thursday, March 08, 2018

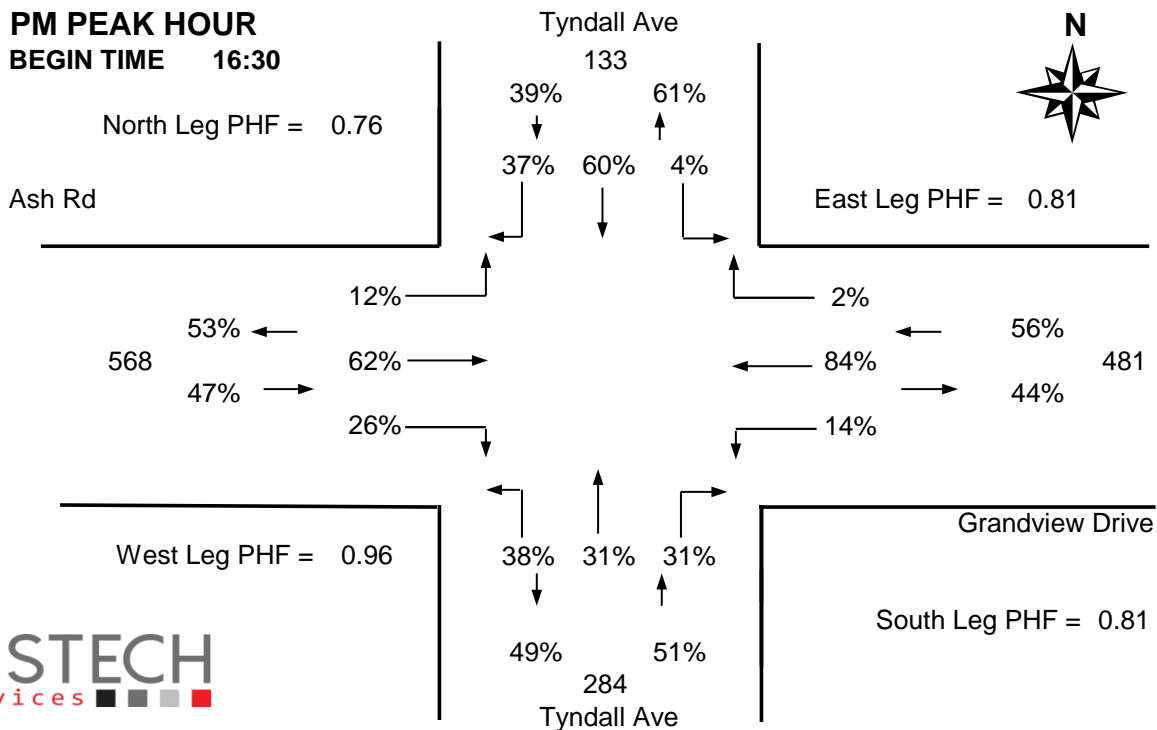
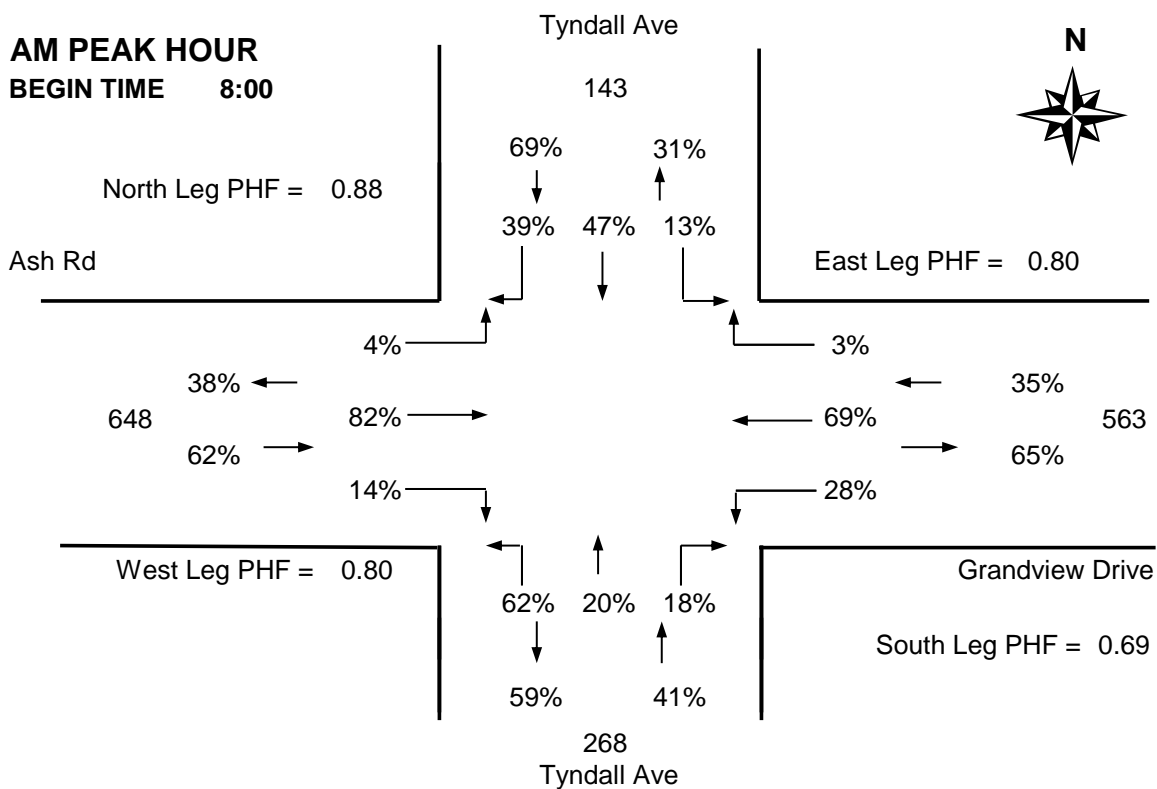


The data presented here is for information purposes only and should not be considered authoritative for construction, geotechnical, engineering, navigational, legal, or other site-specific uses. The information shared is owned by the Transportation Division of the Engineering Department at the District of Saanich. Accuracy is not guaranteed.

DISTRICT OF SAANICH 2018 TRAFFIC COUNTS

Major Route: Ash Road
Minor Route: Tyndall Avenue
Date: Thursday, March 8, 2018
Filename: Ash@Tyndall-Mar8-2018.xls

Station #: TIN000363
Intersection Type: 4-leg
East/West Route: Ash Road
Weather: Cloudy and damp



DISTRICT OF SAANICH 2018 TRAFFIC COUNTS

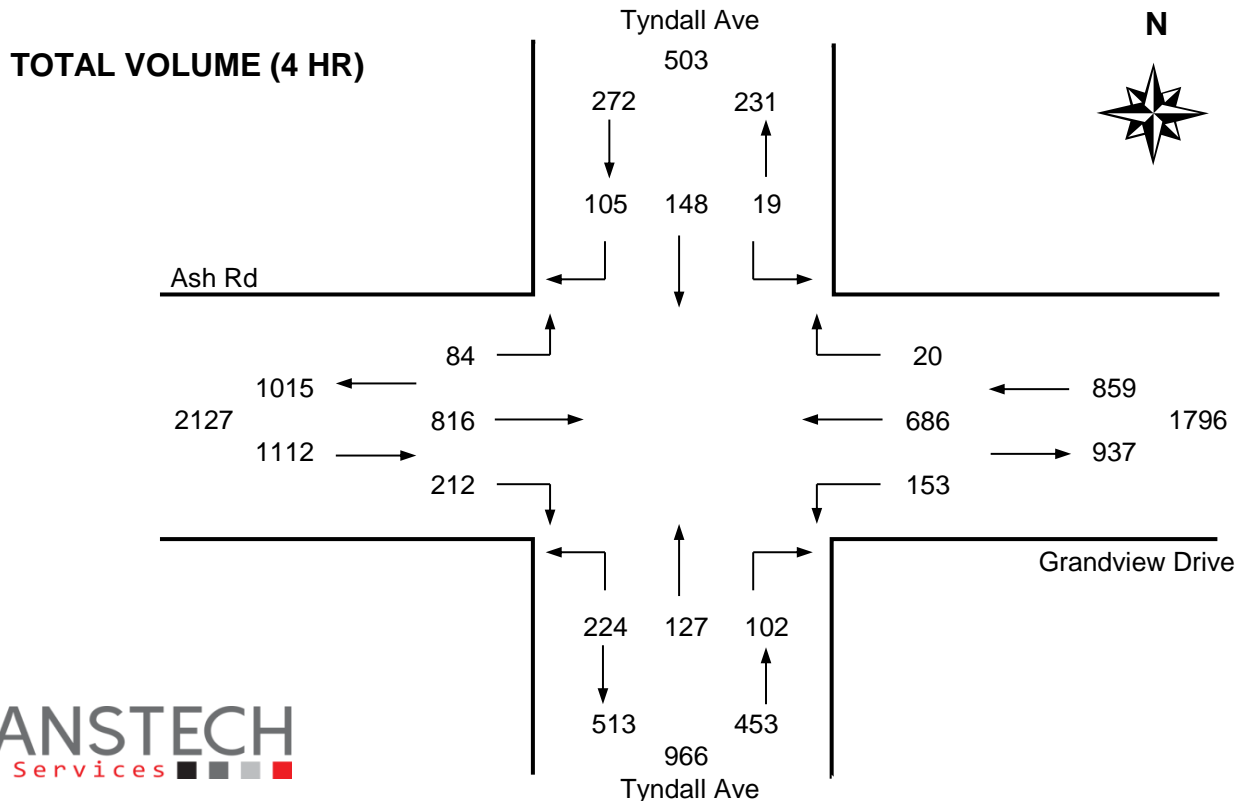
Major Route: Ash Road
Minor Route: Tyndall Avenue
Date: Thursday, March 8, 2018
Filename: Ash@Tyndall-Mar8-2018.xls

Station #: TIN000363
Intersection Type: 4-leg
East/West Route: Ash Road
Weather: Cloudy and damp

Comments:

Vehicle Data

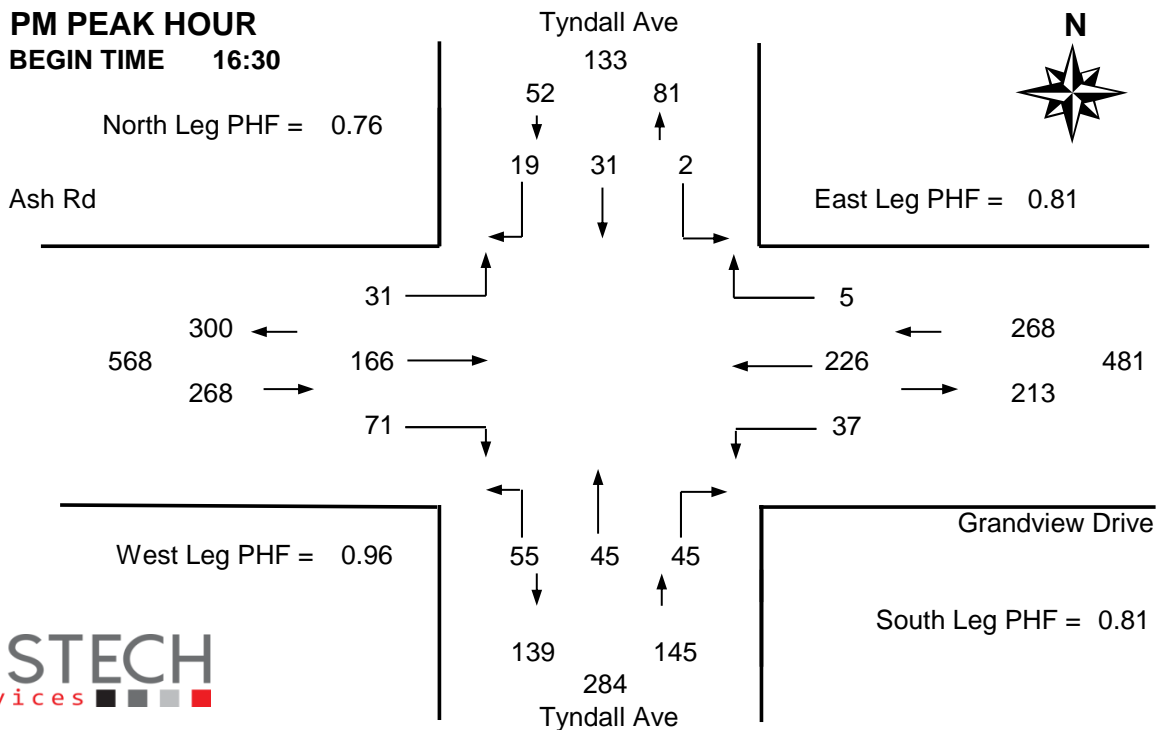
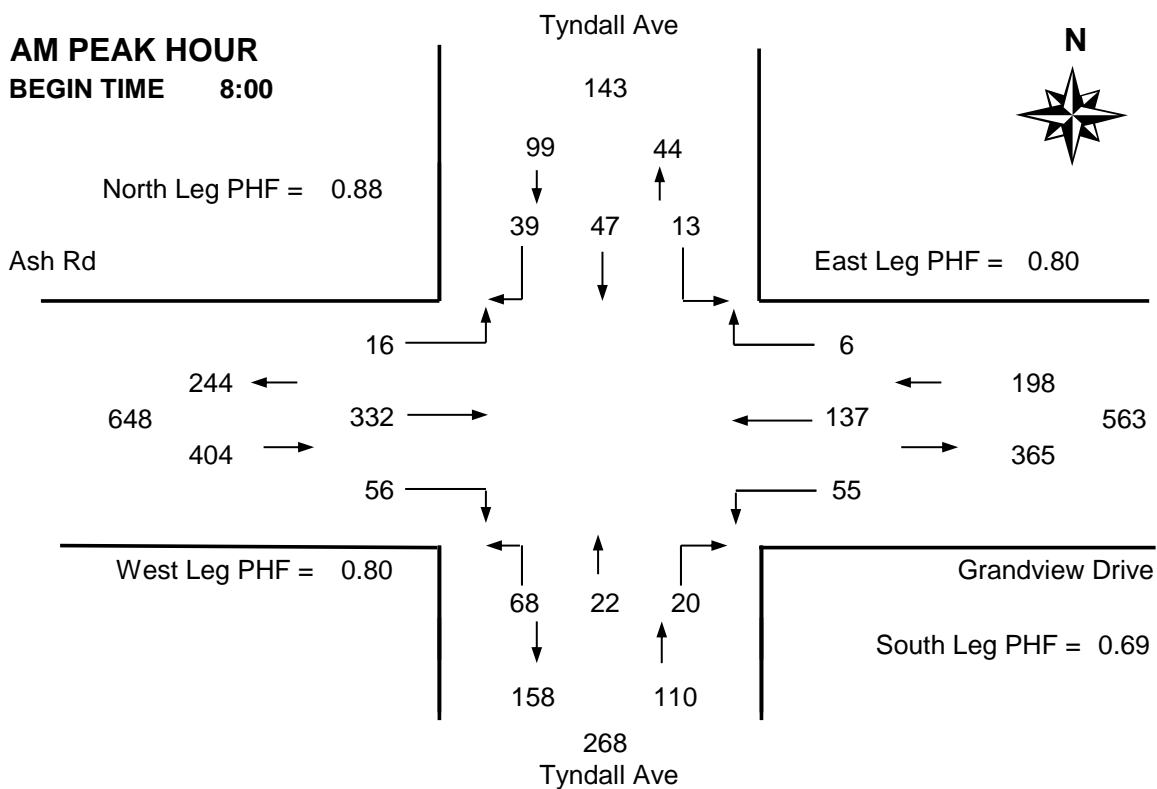
Time Period Starting	Tyndall Ave			Tyndall Ave			Ash Rd			Grandview Drive			15 Min Total	Hourly Total	Pedestrians			
	From North			From South			From West			From East					N	S	W	E
	Left	Thru	Right	Left	Thru	Right	Left	Thru	Right	Left	Thru	Right						
7:30	1	12	9	14	5	0	3	22	7	10	16	1	100	-	0	0	2	1
7:45	0	13	7	11	4	2	2	68	8	11	19	0	145	-	1	0	3	0
8:00	3	10	10	17	3	4	1	110	16	21	27	0	222 +	-	0	0	1	2
8:15	5	16	7	13	6	3	3	107	15	10	29	0	214 *	681	3	1	6	0
8:30	1	11	14	24	7	9	4	62	16	14	44	4	210 *	791	1	0	2	0
8:45	4	10	8	14	6	4	8	53	9	10	37	2	165 *	811	1	0	2	0
9:00	0	7	4	10	5	1	3	45	5	5	24	0	109	698	0	1	2	0
9:15	1	7	6	11	3	4	4	49	9	6	21	1	122	606	1	0	2	1
Total	15	86	65	114	39	27	28	516	85	87	217	8	1287	-	7	2	20	4
Pk Hr	13	47	39	68	22	20	16	332	56	55	137	6	811 *	-	5	1	11	2
Pk Hr Factor	0.65	0.73	0.70	0.71	0.79	0.56	0.50	0.75	0.88	0.65	0.78	0.38	0.91	* = Peak hour + = Peak 15 minutes				
	0.88			0.69			0.80			0.80								
15:30	0	7	7	13	7	9	6	21	16	7	72	2	167	-	2	0	0	0
15:45	0	10	4	13	12	7	5	38	12	6	61	2	170	-	2	1	5	0
16:00	1	7	3	15	10	7	5	36	10	12	64	2	172	-	0	0	0	0
16:15	1	7	7	14	14	7	9	39	18	4	46	1	167	676	0	0	2	1
16:30	0	9	3	10	9	6	7	47	15	10	72	1	189 +	698	1	0	1	0
16:45	1	8	8	13	11	11	7	39	24	5	59	1	187 *	715	1	0	3	1
17:00	0	4	6	22	10	8	11	42	16	11	47	3	180 *	723	2	0	2	0
17:15	1	10	2	10	15	20	6	38	16	11	48	0	177 *	733	0	1	2	1
Total	4	62	40	110	88	75	56	300	127	66	469	12	1409	-	8	2	15	3
Pk Hr	2	31	19	55	45	45	31	166	71	37	226	5	733 *	-	4	1	8	2
Pk Hr Factor	0.50	0.78	0.59	0.63	0.75	0.56	0.70	0.88	0.74	0.84	0.78	0.42	0.97					
	0.76			0.81			0.96			0.81								



DISTRICT OF SAANICH 2018 TRAFFIC COUNTS

Major Route: Ash Road
Minor Route: Tyndall Avenue
Date: Thursday, March 8, 2018
Filename: Ash@Tyndall-Mar8-2018.xls

Station #: TIN000363
Intersection Type: 4-leg
East/West Route: Ash Road
Weather: Cloudy and damp



DISTRICT OF SAANICH 2018 TRAFFIC COUNTS

Major Route: Ash Road
Minor Route: Tyndall Avenue
Date: Thursday, March 8, 2018
Filename: Ash@Tyndall-Mar8-2018.xls

Station #: TIN000363
Intersection Type: 4-leg
East/West Route: Ash Road
Weather: Cloudy and damp

Comments:

Bicycle Data

Time Period Starting	Tyndall Ave			Tyndall Ave			Ash Rd			Grandview Drive			15 Min Total	Hourly Total
	From North			From South			From West			From East				
	Left	Thru	Right	Left	Thru	Right	Left	Thru	Right	Left	Thru	Right		
7:30	0	1	0	1	1	0	0	0	0	0	0	0	3 *	-
7:45	0	0	0	0	0	0	0	0	0	0	1	0	1 *	-
8:00	0	4	0	0	0	0	0	0	0	0	0	0	4 +	-
8:15	0	0	0	0	0	0	0	0	0	0	1	0	1 *	9
8:30	0	1	0	0	0	0	0	0	0	1	1	0	3	9
8:45	0	0	0	0	0	0	0	0	0	1	0	0	1	9
9:00	0	0	0	0	0	0	0	0	0	0	0	0	0	5
9:15	0	0	0	0	0	0	0	0	0	0	0	0	0	4
Total	0	6	0	1	1	0	0	0	0	2	3	0	13	-
Pk Hr	0	5	0	1	1	0	0	0	0	0	2	0	9 *	-
15x4	0	16	0	4	4	0	0	0	0	0	4	0	16 +	-

15:30	0	0	0	0	0	0	0	0	0	0	0	0	0	-
15:45	0	0	0	1	0	0	0	0	0	0	0	0	1	-
16:00	0	0	0	0	0	0	0	0	0	0	0	0	0	-
16:15	0	0	0	0	0	0	0	0	0	0	0	0	0	1
16:30	0	0	0	0	0	0	0	0	0	0	0	0	0 *	1
16:45	0	0	0	0	1	0	0	1	0	0	0	0	2 *	2
17:00	0	0	0	0	0	0	0	0	0	0	1	0	1 *	3
17:15	0	0	0	1	1	1	0	0	0	0	2	0	5 +	8
Total	0	0	0	2	2	1	0	1	0	0	3	0	9	-
Pk Hr	0	0	0	1	2	1	0	1	0	0	3	0	8 *	-
15x4	0	0	0	4	4	4	0	4	0	0	8	0	20 +	-

4 Hr	0	6	0	3	3	1	0	1	0	2	6	0	22	44
------	---	---	---	---	---	---	---	---	---	---	---	---	----	----

PEAK HOUR SUMMARY

