

Ash Road @ Torquay Drive

Thursday, March 08, 2018

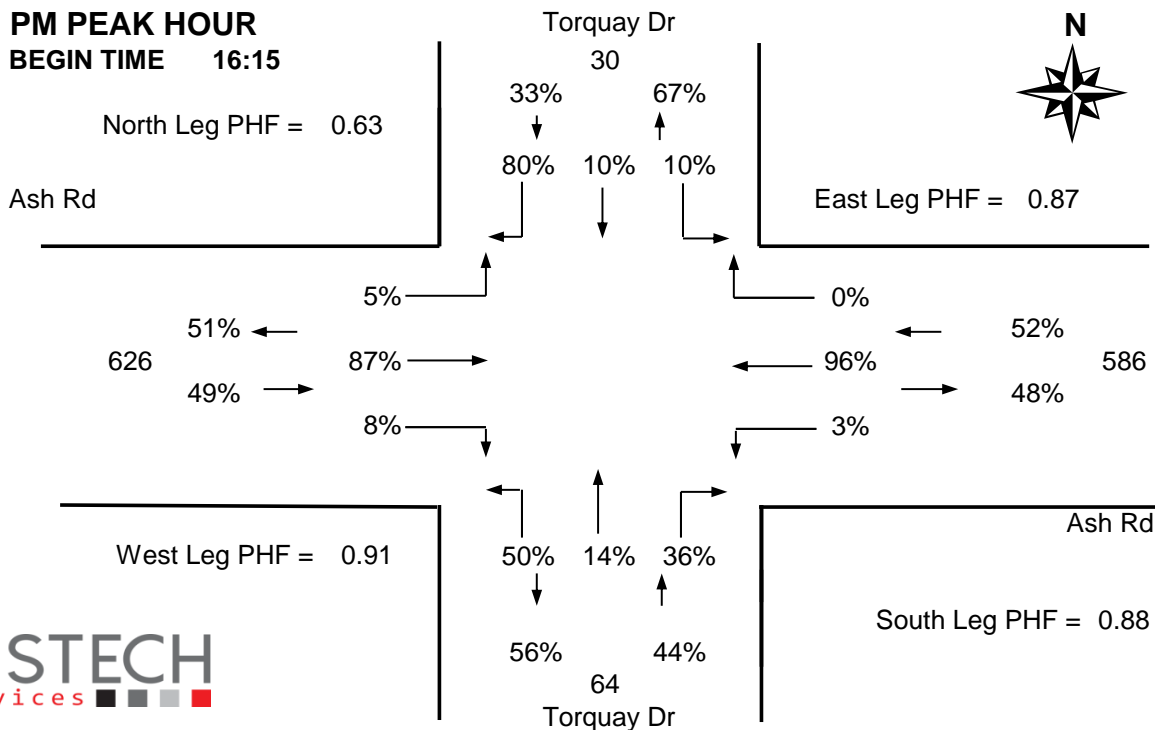
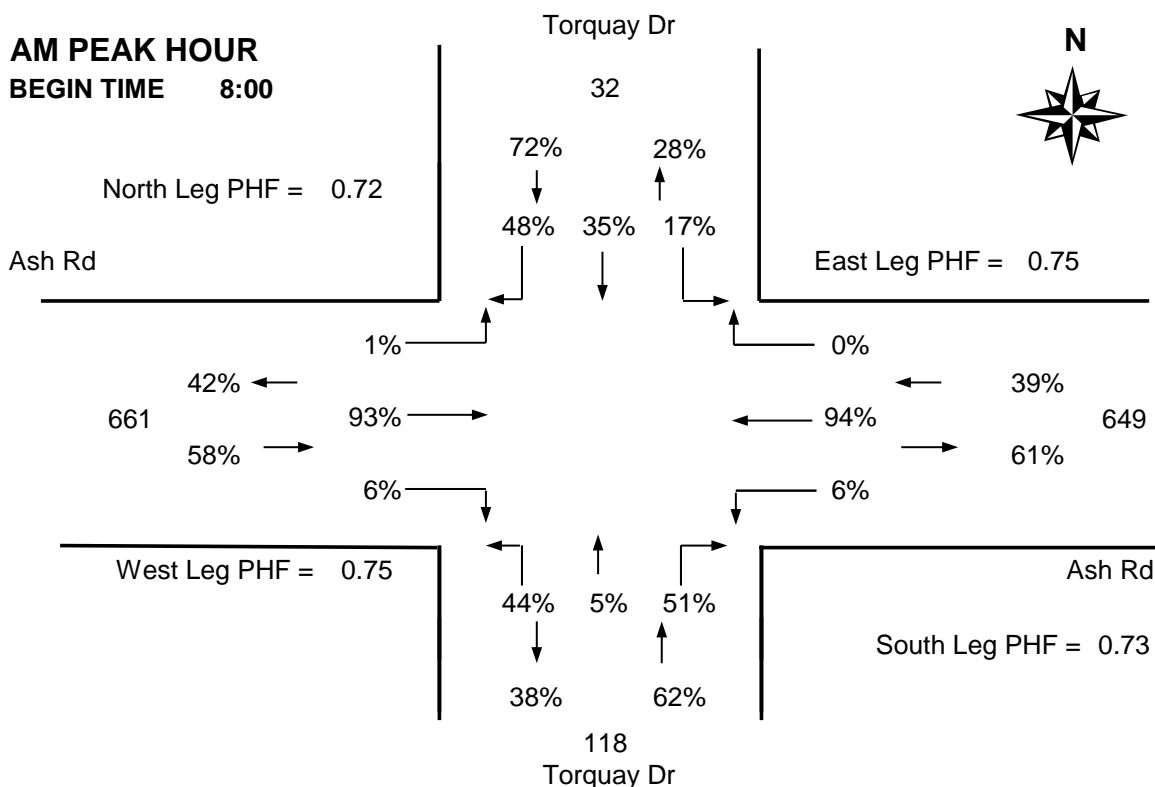


The data presented here is for information purposes only and should not be considered authoritative for construction, geotechnical, engineering, navigational, legal, or other site-specific uses. The information shared is owned by the Transportation Division of the Engineering Department at the District of Saanich. Accuracy is not guaranteed.

DISTRICT OF SAANICH 2018 TRAFFIC COUNTS

Major Route: Ash Road
Minor Route: Torquay Drive
Date: Thursday, March 8, 2018
Filename: Ash@Torquay-Mar8-2018.xls

Station #: TIN000427
Intersection Type: 4-leg
East/West Route: Ash Road
Weather: Cloudy and damp



DISTRICT OF SAANICH 2018 TRAFFIC COUNTS

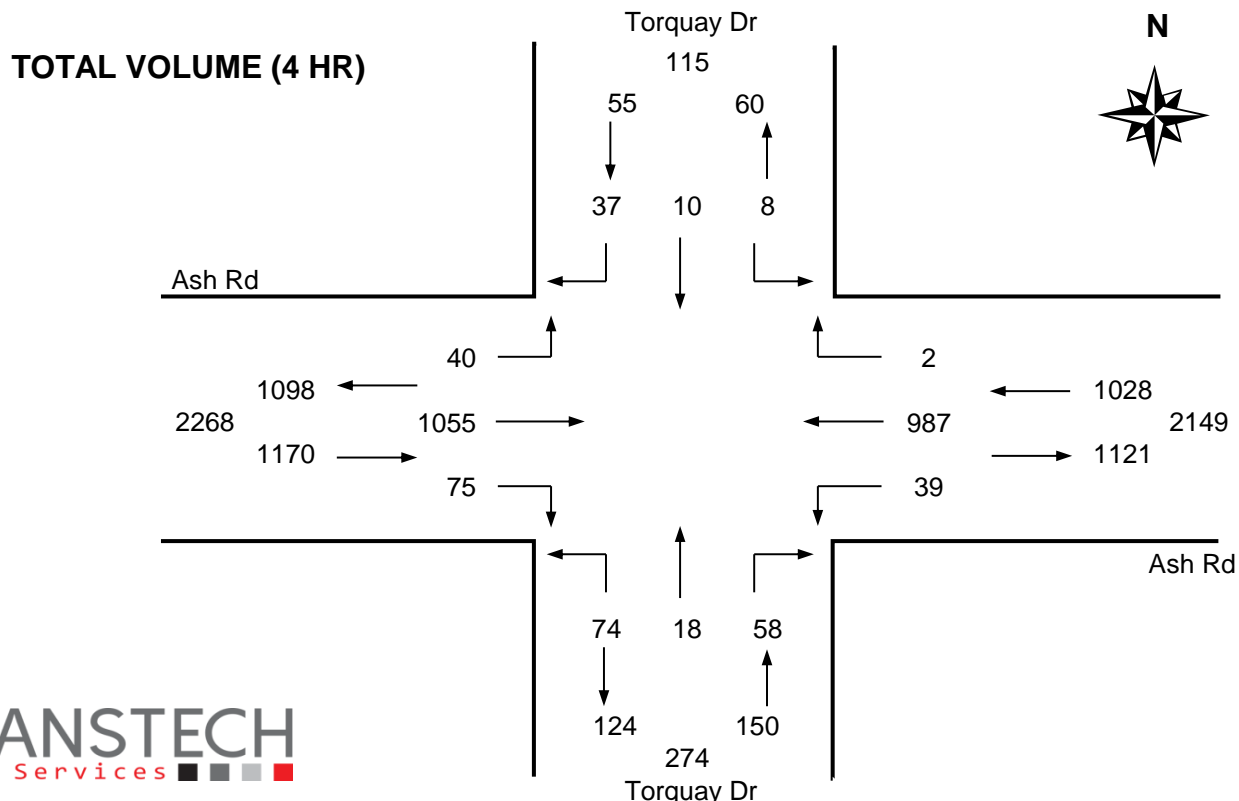
Major Route: Ash Road
Minor Route: Torquay Drive
Date: Thursday, March 8, 2018
Filename: Ash@Torquay-Mar8-2018.xls

Station #: TIN000427
Intersection Type: 4-leg
East/West Route: Ash Road
Weather: Cloudy and damp

Comments:

Vehicle Data

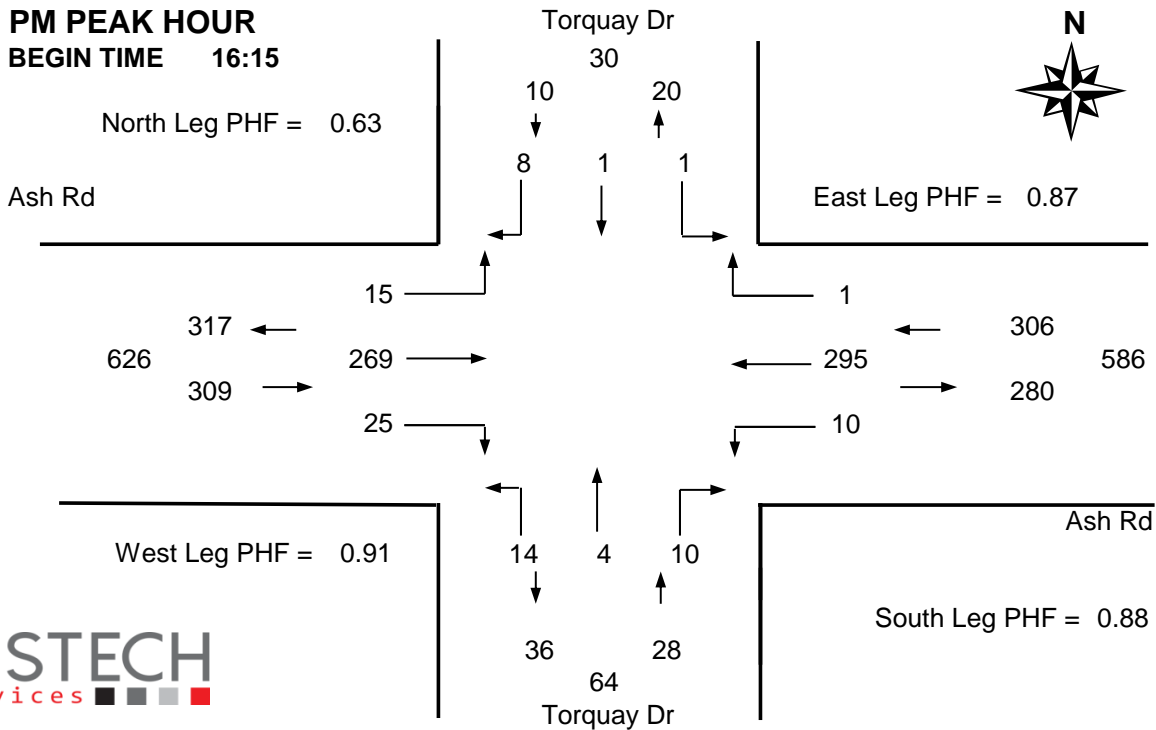
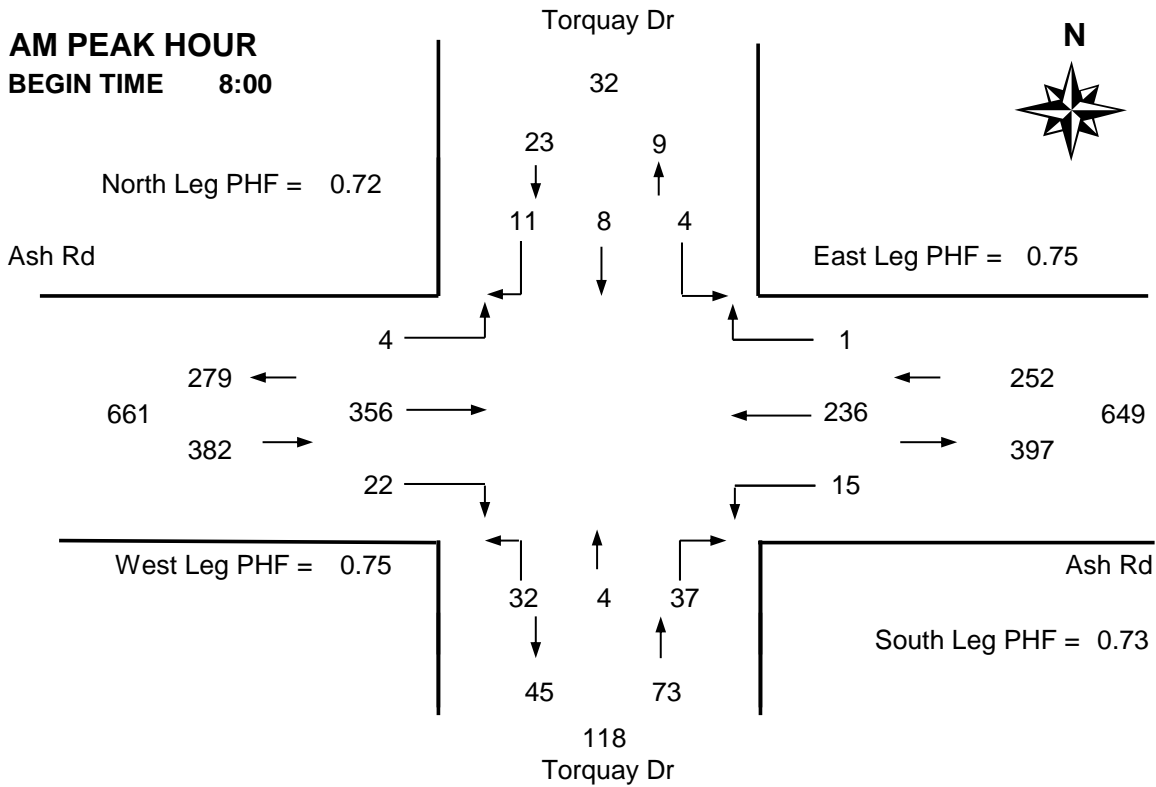
Time Period Starting	Torquay Dr From North			Torquay Dr From South			Ash Rd From West			Ash Rd From East			15 Min Total	Hourly Total	Pedestrians			
	Left	Thru	Right	Left	Thru	Right	Left	Thru	Right	Left	Thru	Right			N	S	W	E
	7:30	0	1	1	3	1	0	1	31	3	2	38			0	81	-	0
7:45	0	0	6	6	2	5	1	77	3	2	40	0	142	-	0	2	0	5
8:00	1	1	3	4	1	7	1	114	4	4	50	1	191 *	-	0	1	0	4
8:15	3	1	3	3	1	7	0	119	9	1	54	0	201 +	615	0	6	0	5
8:30	0	5	3	10	1	14	1	64	7	8	76	0	189 *	723	0	4	0	5
8:45	0	1	2	15	1	9	2	59	2	2	56	0	149 *	730	0	3	0	2
9:00	1	0	3	2	0	1	2	52	2	0	38	0	101	640	0	2	0	3
9:15	0	0	0	1	0	2	1	59	3	0	38	0	104	543	0	3	0	3
Total	5	9	21	44	7	45	9	575	33	19	390	1	1158	-	0	23	1	30
Pk Hr	4	8	11	32	4	37	4	356	22	15	236	1	730 *	-	0	14	0	16
Pk Hr Factor	0.33	0.40	0.92	0.53	1.00	0.66	0.50	0.75	0.61	0.47	0.78	0.25	0.91	* = Peak hour + = Peak 15 minutes				
	0.72			0.73			0.75			0.75								
15:30	0	0	5	6	2	1	5	45	8	5	87	0	164	-	0	8	0	7
15:45	0	0	1	1	2	2	3	55	4	1	75	0	144	-	0	1	0	0
16:00	1	0	0	3	1	0	3	51	3	1	82	0	145	-	0	2	0	2
16:15	1	0	2	5	0	2	2	66	4	3	65	1	151 *	604	0	1	0	2
16:30	0	0	2	3	1	4	5	62	3	3	85	0	168 +	608	0	3	0	1
16:45	0	1	0	4	2	2	4	71	7	1	75	0	167 *	631	0	5	0	4
17:00	0	0	4	2	1	2	4	70	11	3	70	0	167 *	653	0	4	0	2
17:15	1	0	2	6	2	0	5	60	2	3	58	0	139	641	0	0	1	0
Total	3	1	16	30	11	13	31	480	42	20	597	1	1245	-	0	24	1	18
Pk Hr	1	1	8	14	4	10	15	269	25	10	295	1	653 *	-	0	13	0	9
Pk Hr Factor	0.25	0.25	0.50	0.70	0.50	0.63	0.75	0.95	0.57	0.83	0.87	0.25	0.97					
	0.63			0.88			0.91			0.87								



DISTRICT OF SAANICH 2018 TRAFFIC COUNTS

Major Route: Ash Road
Minor Route: Torquay Drive
Date: Thursday, March 8, 2018
Filename: Ash@Torquay-Mar8-2018.xls

Station #: TIN000427
Intersection Type: 4-leg
East/West Route: Ash Road
Weather: Cloudy and damp



DISTRICT OF SAANICH 2018 TRAFFIC COUNTS

Major Route: Ash Road
Minor Route: Torquay Drive
Date: Thursday, March 8, 2018
Filename: Ash@Torquay-Mar8-2018.xls

Station #: TIN000427
Intersection Type: 4-leg
East/West Route: Ash Road
Weather: Cloudy and damp

Comments:

Bicycle Data

Time Period Starting	Torquay Dr			Torquay Dr			Ash Rd			Ash Rd			15 Min Total	Hourly Total
	From North			From South			From West			From East				
	Left	Thru	Right	Left	Thru	Right	Left	Thru	Right	Left	Thru	Right		
7:30	0	0	0	0	0	0	0	0	0	0	1	0	1 *	-
7:45	0	1	0	0	0	0	0	0	0	0	1	0	2 +	-
8:00	0	1	0	0	0	0	0	0	0	0	0	0	1 *	-
8:15	0	1	0	0	0	0	0	0	0	0	1	0	2 *	6
8:30	0	0	0	0	0	0	0	0	0	0	1	0	1	6
8:45	0	0	0	0	0	0	0	0	0	0	0	0	0	4
9:00	0	1	0	0	0	0	0	0	0	0	0	0	1	4
9:15	0	0	0	0	0	0	0	0	0	0	0	0	0	2
Total	0	4	0	0	0	0	0	0	0	0	4	0	8	-
Pk Hr	0	3	0	0	0	0	0	0	0	0	3	0	6 *	-
15x4	0	4	0	0	0	0	0	0	0	0	4	0	8 +	-

15:30	0	0	0	0	0	0	0	0	0	0	0	0	0	-
15:45	0	0	0	0	0	0	0	0	0	0	1	0	1	-
16:00	0	0	0	0	0	0	0	0	0	0	0	0	0	-
16:15	0	0	0	0	1	0	0	0	0	0	0	0	1	2
16:30	0	0	0	0	0	1	0	0	0	0	0	0	1 *	3
16:45	0	0	0	0	2	0	0	1	0	0	0	0	3 +	5
17:00	0	0	1	0	0	0	0	0	0	0	2	0	3 *	8
17:15	0	0	0	0	0	0	0	0	0	1	2	0	3 *	10
Total	0	0	1	0	3	1	0	1	0	1	5	0	12	-
Pk Hr	0	0	1	0	2	1	0	1	0	1	4	0	10 *	-
15x4	0	0	4	0	8	4	0	4	0	4	8	0	12 +	-

4 Hr	0	4	1	0	3	1	0	1	0	1	9	0	20	40
------	---	---	---	---	---	---	---	---	---	---	---	---	----	----

PEAK HOUR SUMMARY

