

Admirals Road @ Gorge Road West

Tuesday, February 21, 2017

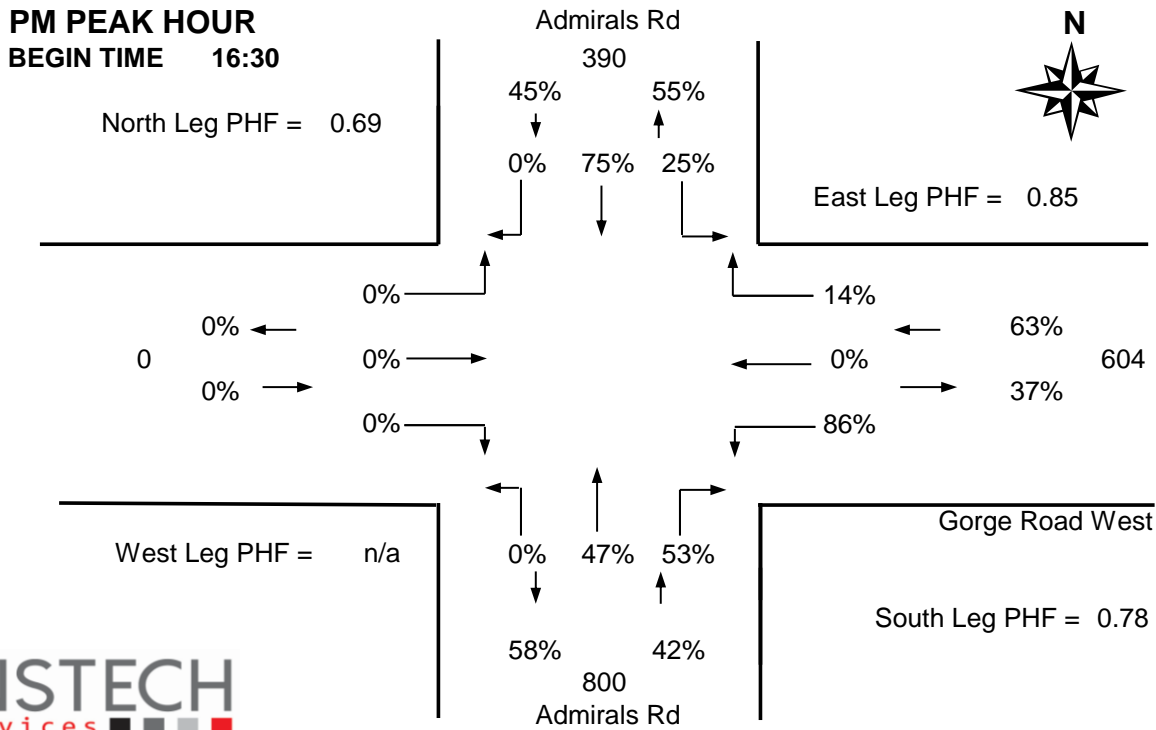
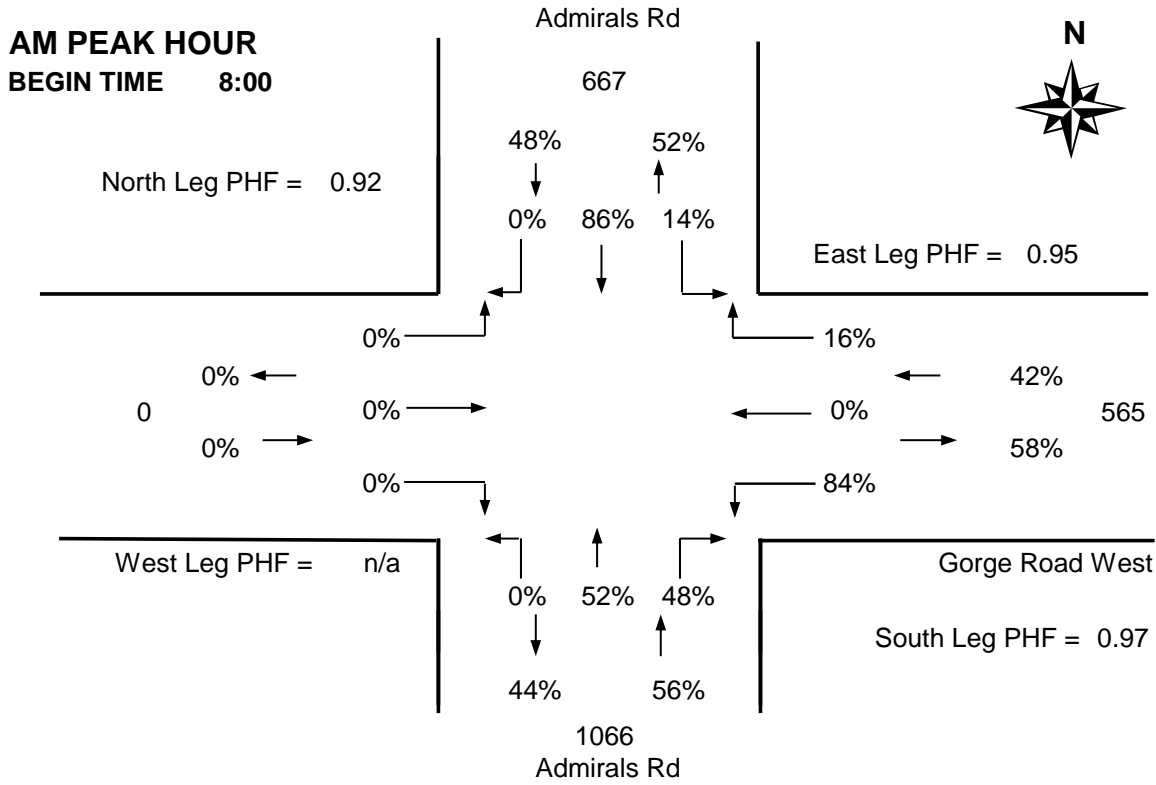


The data presented here is for information purposes only and should not be considered authoritative for construction, geotechnical, engineering, navigational, legal, or other site-specific uses. The information shared is owned by the Transportation Division of the Engineering Department at the District of Saanich. Accuracy is not guaranteed.

DISTRICT OF SAANICH 2017 TRAFFIC COUNTS

Major Route: Admirals Road
Minor Route: Gorge Road West
Date: Tuesday, February 21, 2017
Filename: Admirals@Gorge Road West-Feb21-2017.xls

Station #: TIN001108
Intersection Type: 3-leg east approach
East/West Route: Gorge Road West
Weather: Clear and dry



DISTRICT OF SAANICH 2017 TRAFFIC COUNTS

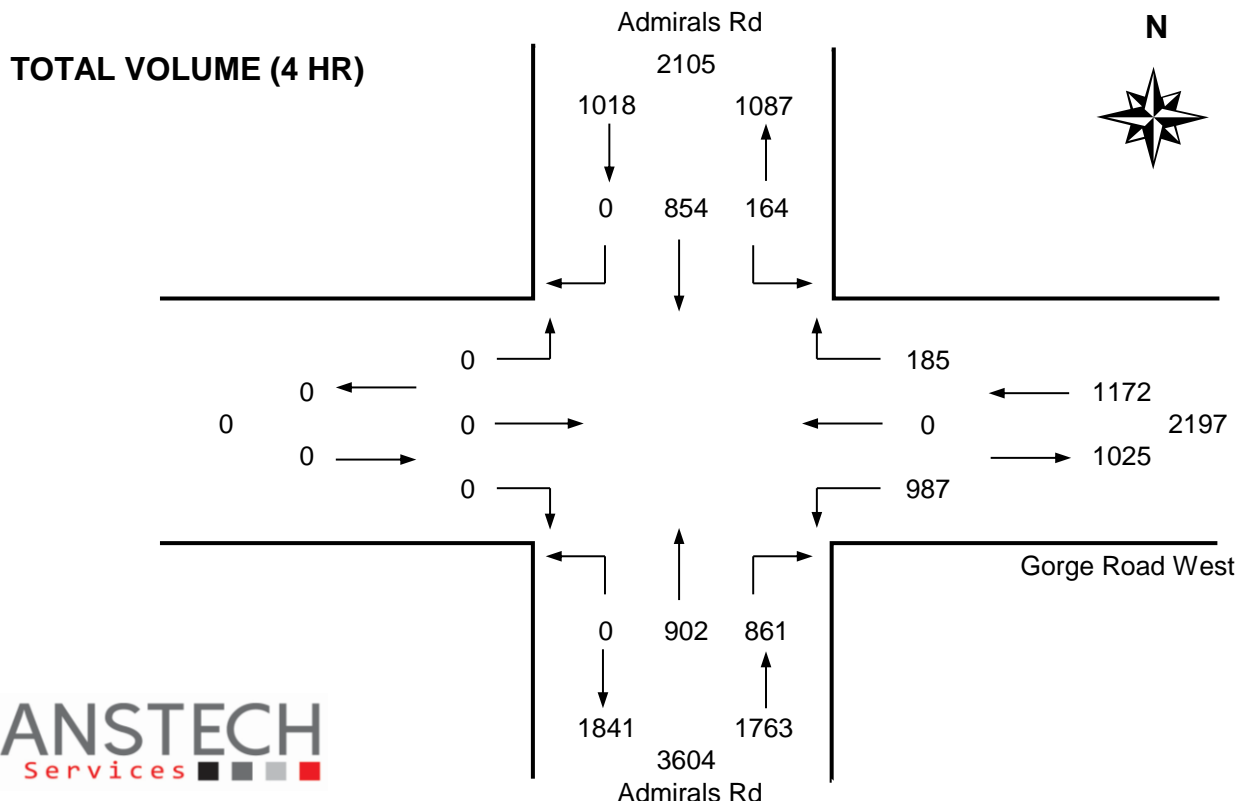
Major Route: Admirals Road
Minor Route: Gorge Road West
Date: Tuesday, February 21, 2017
Filename: Admirals@Gorge Road West-Feb21-2017.xls

Station #: TIN001108
Intersection Type: 3-leg east approach
East/West Route: Gorge Road West
Weather: Clear and dry

Comments:

Vehicle Data

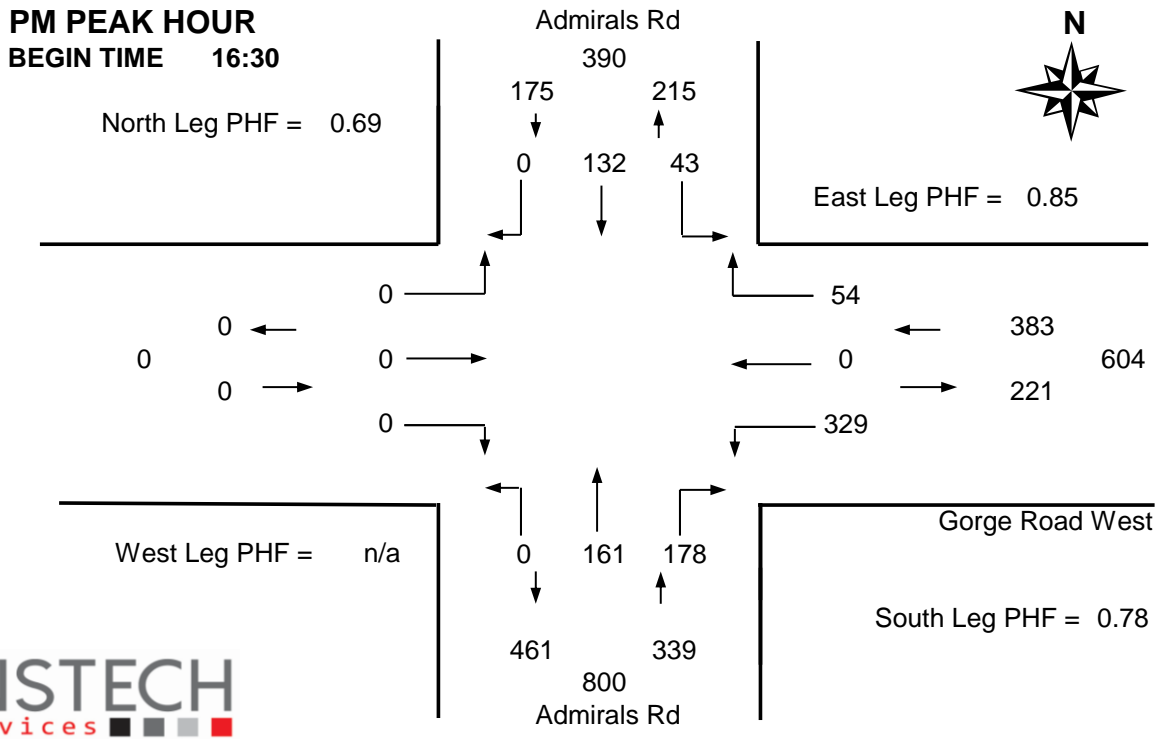
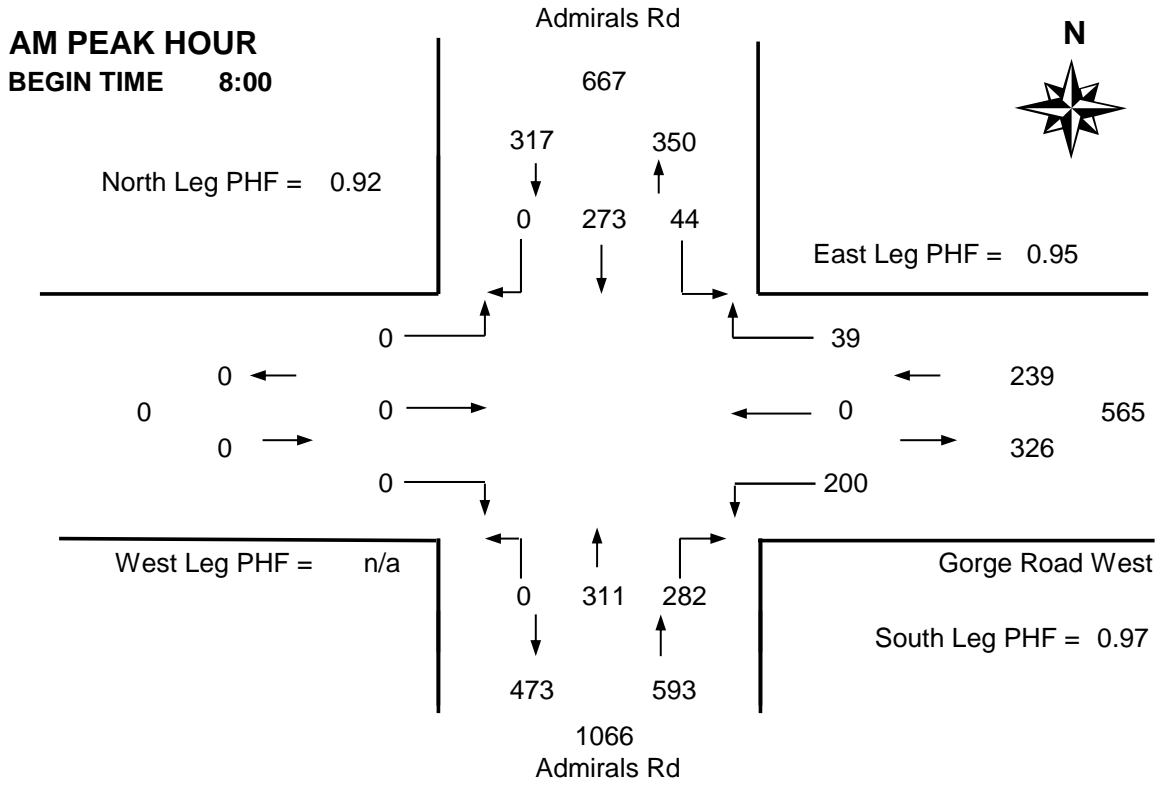
Time Period Starting	Admirals Rd			Admirals Rd			Gorge Road West			15 Min Total	Hourly Total	Pedestrians						
	From North			From South			From West					From East			N	S	W	E
	Left	Thru	Right	Left	Thru	Right	Left	Thru	Right			Left	Thru	Right				
7:30	10	68			63	67				39		10	257	-	1	0		4
7:45	10	65			76	75				29		14	269	-	3	0		3
8:00	8	52			80	69				54		9	272 *	-	3	0		1
8:15	14	72			72	74				47		14	293 +	1091	6	0		2
8:30	12	73			74	71				55		7	292 *	1126	6	0		8
8:45	10	76			85	68				44		9	292 *	1149	12	0		7
9:00	7	53			66	61				41		11	239	1116	10	4		8
9:15	8	72			60	50				53		14	257	1080	1	0		3
Total	79	531	0	0	576	535	0	0	0	362	0	88	2171	-	42	4	0	36
Pk Hr	44	273	0	0	311	282	0	0	0	200	0	39	1149 *	-	27	0	0	18
Pk Hr Factor	0.79	0.90	n/a	n/a	0.91	0.95	n/a	n/a	n/a	0.91	n/a	0.70	0.98	* = Peak hour + = Peak 15 minutes				
	0.92			0.97			n/a			0.95								
15:30	10	57			55	39				96		15	272	-	13	0		8
15:45	10	47			45	40				68		18	228	-	6	0		2
16:00	16	36			25	38				69		5	189	-	4	0		5
16:15	6	51			40	31				63		5	196	885	1	0		0
16:30	13	50			55	54				71		7	250 +	863	0	0		5
16:45	5	29			29	41				101		11	216 *	851	1	0		4
17:00	13	31			47	38				79		20	228 *	890	0	0		2
17:15	12	22			30	45				78		16	203 *	897	2	0		6
Total	85	323	0	0	326	326	0	0	0	625	0	97	1782	-	27	0	0	32
Pk Hr	43	132	0	0	161	178	0	0	0	329	0	54	897 *	-	3	0	0	17
Pk Hr Factor	0.83	0.66	n/a	n/a	0.73	0.82	n/a	n/a	n/a	0.81	n/a	0.68	0.90					
	0.69			0.78			n/a			0.85								



DISTRICT OF SAANICH 2017 TRAFFIC COUNTS

Major Route: Admirals Road
Minor Route: Gorge Road West
Date: Tuesday, February 21, 2017
Filename: Admirals@Gorge Road West-Feb21-2017.xls

Station #: TIN001108
Intersection Type: 3-leg east approach
East/West Route: Gorge Road West
Weather: Clear and dry



DISTRICT OF SAANICH 2017 TRAFFIC COUNTS

Major Route: Admirals Road
Minor Route: Gorge Road West
Date: Tuesday, February 21, 2017
Filename: Admirals@Gorge Road West-Feb21-2017.xls

Station #: TIN001108
Intersection Type: 3-leg east approach
East/West Route: Gorge Road West
Weather: Clear and dry

Comments:

Bicycle Data

Time Period Starting	Admirals Rd			Admirals Rd			Gorge Road West			15 Min Total	Hourly Total			
	From North			From South			From West					From East		
	Left	Thru	Right	Left	Thru	Right	Left	Thru	Right			Left	Thru	Right
7:30	0	1			4	1				0			6 +	-
7:45	0	3			2	1				0			6 *	-
8:00	0	1			4	0				0			5 *	-
8:15	0	3			0	1				0			4 *	21
8:30	0	0			0	1				0			1	16
8:45	1	0			0	0				0			1	11
9:00	0	0			2	0				0			2	8
9:15	0	0			0	0				0			0	4
Total	1	8	0	0	12	4	0	0	0	0	0	0	25	-
Pk Hr	0	8	0	0	10	3	0	0	0	0	0	0	21 *	-
15x4	0	12	0	0	16	4	0	0	0	0	0	0	32 +	-

15:30	0	0			2	0				2			4 *	-
15:45	0	0			2	0				0			2 *	-
16:00	0	1			4	0				2			7 +	-
16:15	0	0			4	0				1			5 *	18
16:30	0	0			2	1				1			4	18
16:45	0	0			1	1				0			2	18
17:00	0	0			0	0				0			0	11
17:15	0	1			3	0				0			4	10
Total	0	2	0	0	18	2	0	0	0	6	0	0	28	-
Pk Hr	0	1	0	0	12	0	0	0	0	5	0	0	18 *	-
15x4	0	4	0	0	16	4	0	0	0	8	0	0	32 +	-

4 Hr	1	10	0	0	30	6	0	0	0	6	0	0	53	106
------	---	----	---	---	----	---	---	---	---	---	---	---	----	-----

PEAK HOUR SUMMARY

