

Admirals Road @ Esson Road

Tuesday, April 25, 2017

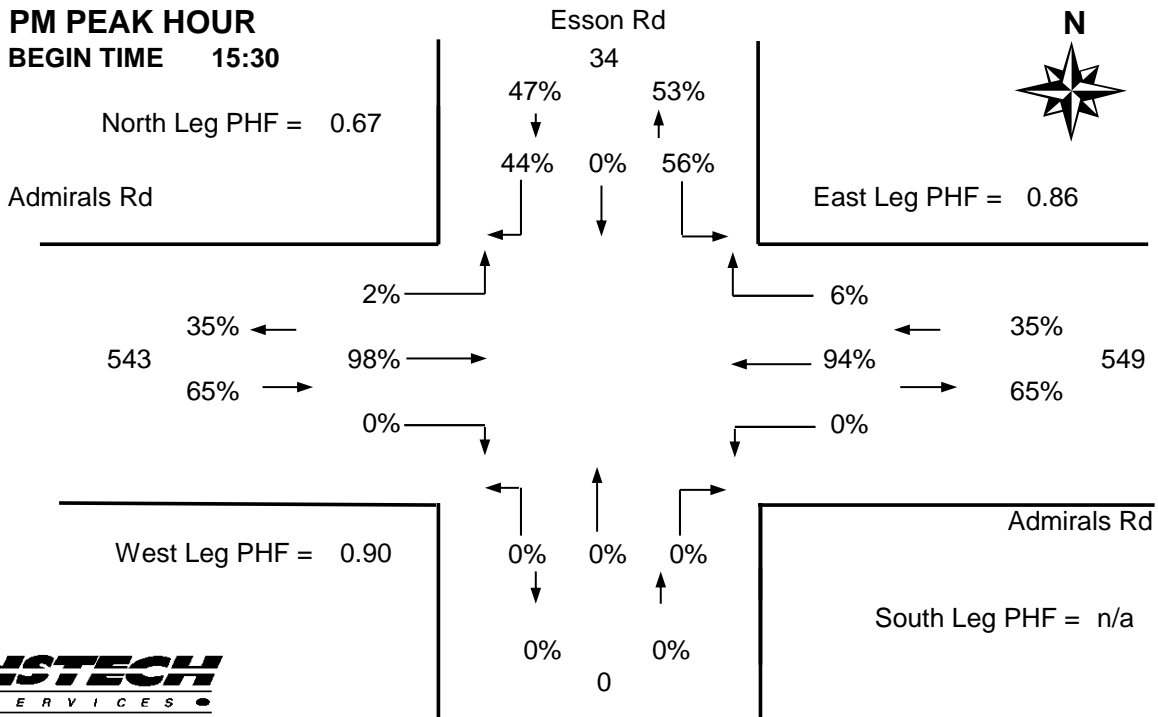
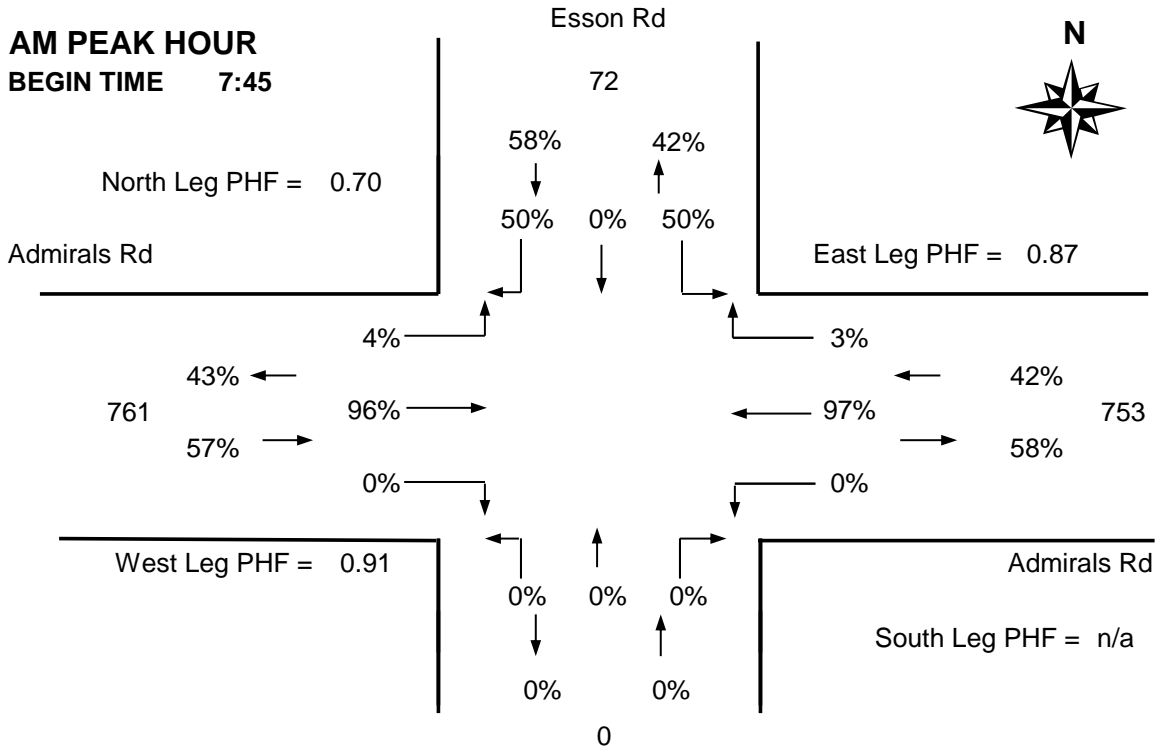


The data presented here is for information purposes only and should not be considered authoritative for construction, geotechnical, engineering, navigational, legal, or other site-specific uses. The information shared is owned by the Transportation Division of the Engineering Department at the District of Saanich. Accuracy is not guaranteed.

DISTRICT OF SAANICH 2017 TRAFFIC COUNTS

Major Route: Admirals Road
Minor Route: Esson Road
Date: Tuesday, April 25, 2017
Filename: Admirals@Esson-Apr25-2017.xls

Station #: TIN001092
Intersection Type: 3-leg north approach
East/West Route: Admirals Road
Weather: AM:Cloudy, PM:Rain



DISTRICT OF SAANICH 2017 TRAFFIC COUNTS

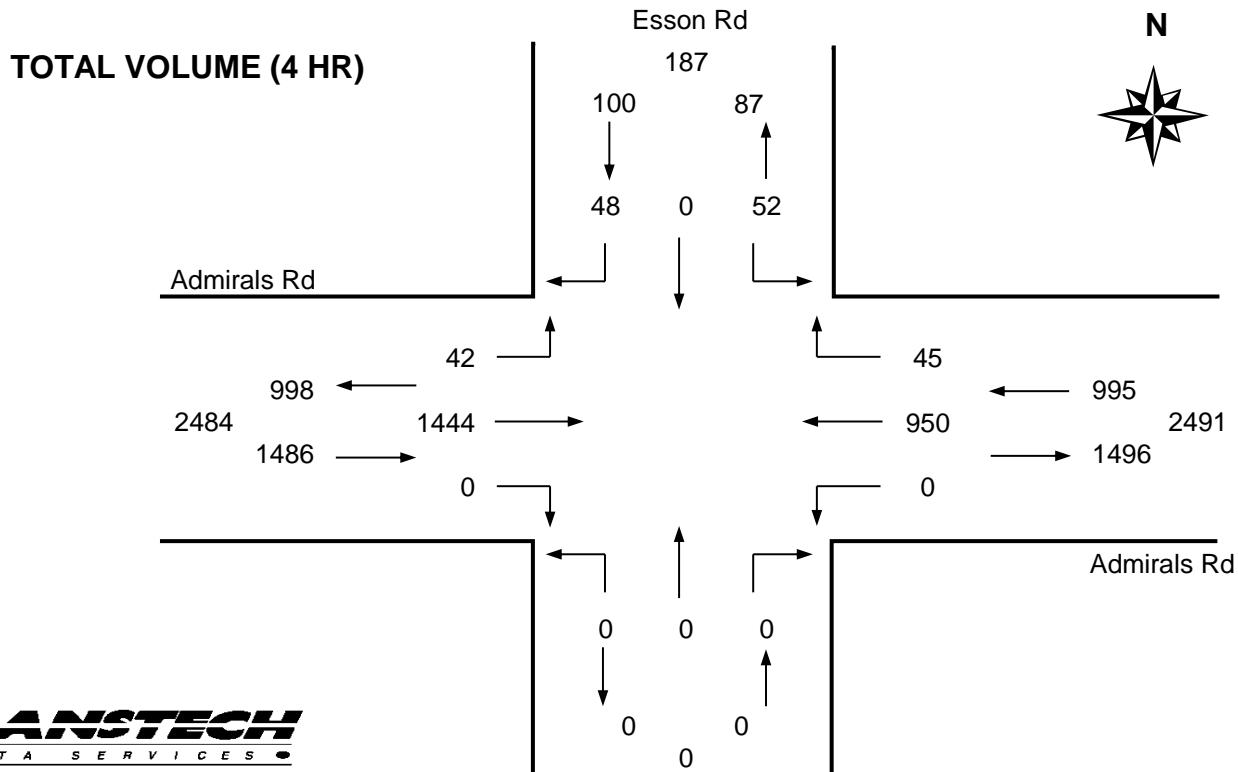
Major Route: Admirals Road
Minor Route: Esson Road
Date: Tuesday, April 25, 2017
Filename: Admirals@Esson-Apr25-2017.xls

Station #: TIN001092
Intersection Type: 3-leg north approach
East/West Route: Admirals Road
Weather: AM:Cloudy, PM:Rain

Comments:

Vehicle Data

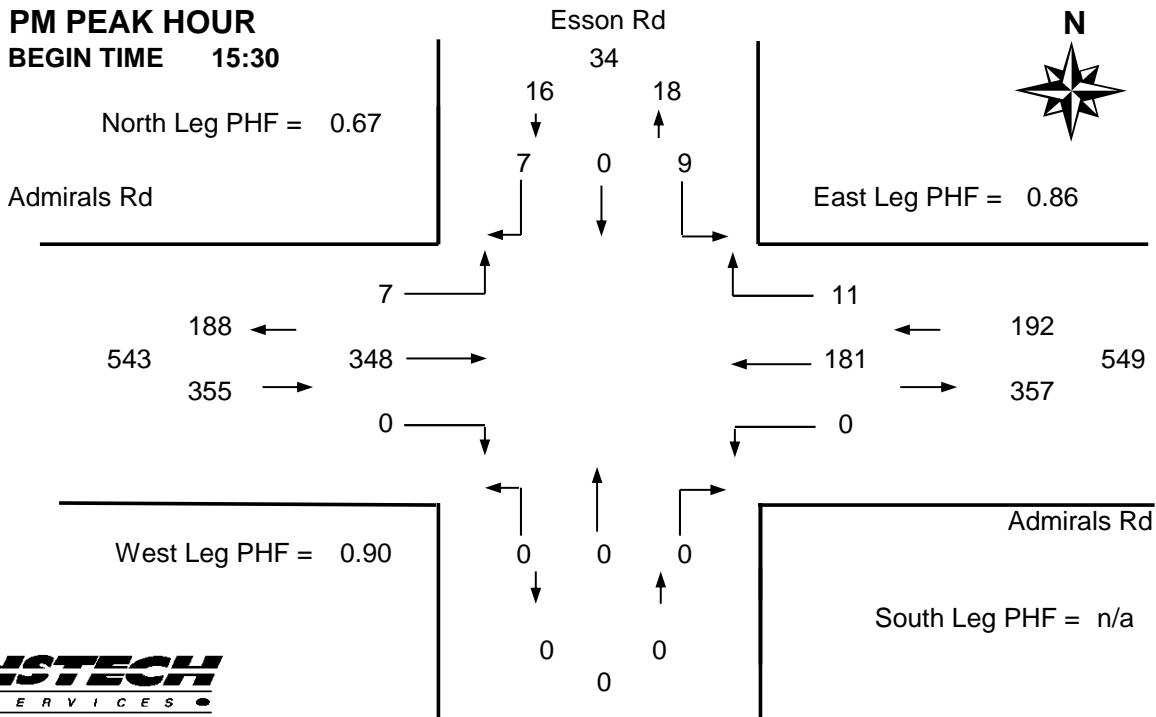
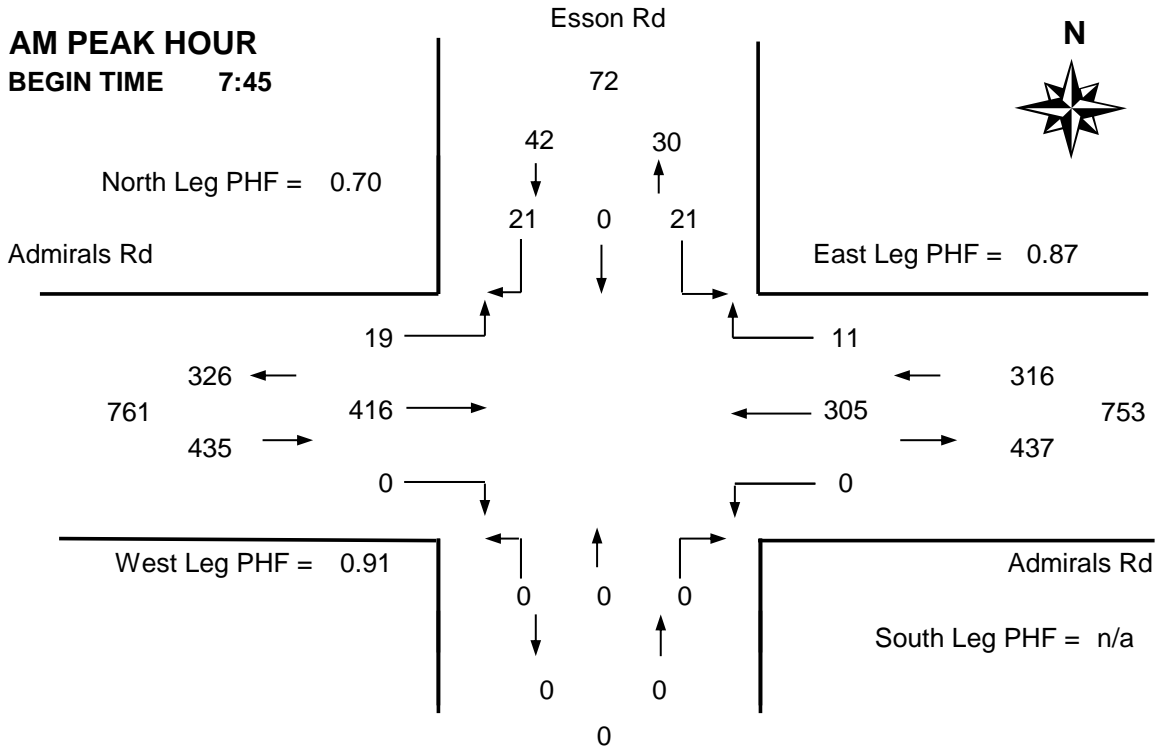
Time Period Starting	Esson Rd			Admirals Rd			Admirals Rd			15 Min Total	Hourly Total	Pedestrians						
	From North			From South			From West					From East			N	S	W	E
	Left	Thru	Right	Left	Thru	Right	Left	Thru	Right			Left	Thru	Right				
7:30	5		0				0	98			72	0	175	-	0	0	0	0
7:45	5		4				2	95			90	1	197 *	-	0	0	0	0
8:00	5		6				3	116			67	5	202 *	-	0	0	0	0
8:15	4		3				6	113			76	4	206 +	780	0	0	0	0
8:30	7		8				8	92			72	1	188 *	793	0	0	0	0
8:45	5		5				0	82			72	3	167	763	0	0	0	0
9:00	2		2				1	83			80	2	170	731	0	0	0	0
9:15	4		4				1	71			72	3	155	680	0	0	0	0
Total	37	0	32	0	0	0	21	750	0	0	601	19	1460	-	0	0	0	0
Pk Hr	21	0	21	0	0	0	19	416	0	0	305	11	793 *	-	0	0	0	0
Pk Hr Factor	0.75	n/a	0.66	n/a	n/a	n/a	0.59	0.90	n/a	n/a	0.85	0.55	0.96	* = Peak hour + = Peak 15 minutes				
	0.70			n/a			0.91			0.87								
15:30	3		3				4	78			54	2	144 *	-	0	0	0	0
15:45	5		0				1	98			50	6	160 +	-	0	0	0	1
16:00	0		3				1	83			30	2	119 *	-	2	0	0	0
16:15	1		1				1	89			47	1	140 *	563	0	0	0	0
16:30	1		3				5	79			34	4	126	545	0	0	0	0
16:45	3		4				5	93			49	5	159	544	0	0	0	0
17:00	1		0				4	74			35	1	115	540	0	0	0	0
17:15	1		2				0	100			50	5	158	558	0	0	0	0
Total	15	0	16	0	0	0	21	694	0	0	349	26	1121	-	2	0	0	1
Pk Hr	9	0	7	0	0	0	7	348	0	0	181	11	563 *	-	2	0	0	1
Pk Hr Factor	0.45	n/a	0.58	n/a	n/a	n/a	0.44	0.89	n/a	n/a	0.84	0.46	0.88					
	0.67			n/a			0.90			0.86								



DISTRICT OF SAANICH 2017 TRAFFIC COUNTS

Major Route: Admirals Road
Minor Route: Esson Road
Date: Tuesday, April 25, 2017
Filename: Admirals@Esson-Apr25-2017.xls

Station #: TIN001092
Intersection Type: 3-leg north approach
East/West Route: Admirals Road
Weather: AM:Cloudy, PM:Rain



DISTRICT OF SAANICH 2017 TRAFFIC COUNTS

Major Route: Admirals Road
Minor Route: Esson Road
Date: Tuesday, April 25, 2017
Filename: Admirals@Esson-Apr25-2017.xls

Station #: TIN001092
Intersection Type: 3-leg north approach
East/West Route: Admirals Road
Weather: AM:Cloudy, PM:Rain

Comments:

Bicycle Data

Time Period Starting	Esson Rd						Admirals Rd			Admirals Rd			15 Min Total	Hourly Total
	From North			From South			From West			From East				
	Left	Thru	Right	Left	Thru	Right	Left	Thru	Right	Left	Thru	Right		
7:30	0		2				1	2			1	0	6 +	-
7:45	0		0				0	4			2	0	6 *	-
8:00	0		1				1	3			1	0	6 *	-
8:15	0		0				0	1			2	0	3 *	21
8:30	0		0				0	0			1	0	1	16
8:45	0		0				0	2			0	0	2	12
9:00	0		0				0	2			1	0	3	9
9:15	0		0				0	2			0	0	2	8
Total	0	0	3	0	0	0	2	16	0	0	8	0	29	-
Pk Hr	0	0	3	0	0	0	2	10	0	0	6	0	21 *	-
15x4	0	0	4	0	0	0	4	16	0	0	8	0	32 +	-

15:30	0		0				1	0			1	0	2	-
15:45	0		1				0	2			0	0	3 *	-
16:00	0		0				1	5			1	0	7 *	-
16:15	0		1				2	2			3	0	8 +	20
16:30	0		1				2	1			3	0	7 *	25
16:45	0		0				0	1			0	0	1	23
17:00	0		0				0	0			2	0	2	18
17:15	0		0				0	1			2	0	3	13
Total	0	0	3	0	0	0	6	12	0	0	12	0	33	-
Pk Hr	0	0	3	0	0	0	5	10	0	0	7	0	25 *	-
15x4	0	0	4	0	0	0	8	20	0	0	12	0	44 +	-

4 Hr	0	0	6	0	0	0	8	28	0	0	20	0	62	124
-------------	----------	----------	----------	----------	----------	----------	----------	-----------	----------	----------	-----------	----------	-----------	------------

PEAK HOUR SUMMARY

