



Major Road: MCKENZIE AVE
Minor Road: VIKES WAY
Municipality: District of Saanich
File Name: McKenzie Ave and Vikes Way - October 2023.xlsx
Location #: TIN001747
Count ID: 2023070
Date: October 17, 2023
Day-of-week: Tuesday

Intersection Type: 4-leg
Signalized: Yes
Weather: Cloudy, rain in afternoon, 11°

Vehicle Classification: Car, Trucks, Pedestrian, Bikes

Time of Day	Start	End	Duration
AM	07:30	09:30	02:00
MD	-	-	-
PM	14:00	18:00	04:00
Total	07:30	18:00	06:00

Notes

Comments

McKenzie Ave and Vikes Way - TMC

Tue Oct 17, 2023

Full Length (7:30 AM-9:30 AM, 2 PM-6 PM)

All Classes (Motorcycles, Lights, Single-Unit Trucks, Articulated Trucks, Buses, Pedestrians, Bicycles on Road, Bicycles on Crosswalk)

All Movements

ID: 1123780, Location: 48.468967, -123.311939, Site Code:

TIN001747



McElhanney

Provided by: McElhanney Kamloops
710 Laval Crescent, Kamloops, BC, V2C5P3, CA

Leg Direction	McKenzie Ave Eastbound						McKenzie Ave Westbound						Vikes Way Northbound						Phoenix Rd Southbound						Int
	L	T	R	U	App	Ped*	L	T	R	U	App	Ped*	L	T	R	U	App	Ped*	L	T	R	U	App	Ped*	
2023-10-17 7:30AM	2	78	4	0	84	5	1	62	1	0	64	0	2	0	2	0	4	0	0	2	0	0	2	3	154
7:45AM	4	102	9	0	115	15	2	63	0	0	65	1	3	0	0	0	3	2	1	2	2	0	5	1	188
Hourly Total	6	180	13	0	199	20	3	125	1	0	129	1	5	0	2	0	7	2	1	4	2	0	7	4	342
8:00AM	5	104	20	0	129	33	1	75	1	0	77	0	4	1	0	0	5	1	0	3	1	0	4	2	215
8:15AM	9	133	31	0	173	47	5	95	2	0	102	0	2	1	0	0	3	2	3	2	1	0	6	29	284
8:30AM	2	119	17	0	138	14	5	101	2	0	108	0	0	0	0	0	0	3	0	3	0	0	3	4	249
8:45AM	3	94	16	0	113	17	6	82	3	0	91	0	2	0	0	0	2	2	1	0	0	0	1	5	207
Hourly Total	19	450	84	0	553	111	17	353	8	0	378	0	8	2	0	0	10	8	4	8	2	0	14	40	955
9:00AM	7	101	19	0	127	24	6	75	0	0	81	7	4	1	1	0	6	0	0	0	2	0	2	9	216
9:15AM	7	109	27	0	143	19	9	88	1	0	98	1	0	2	1	0	3	0	1	8	1	0	10	11	254
Hourly Total	14	210	46	0	270	43	15	163	1	0	179	8	4	3	2	0	9	0	1	8	3	0	12	20	470
2:00PM	0	70	9	0	79	16	3	106	1	0	110	2	5	4	4	0	13	1	0	4	3	0	7	3	209
2:15PM	5	73	8	0	86	32	0	118	4	0	122	4	13	3	7	0	23	3	0	4	3	0	7	8	238
2:30PM	2	83	2	0	87	33	1	140	4	0	145	2	21	1	5	0	27	3	0	3	10	0	13	3	272
2:45PM	2	71	10	0	83	24	2	139	2	0	143	0	11	4	6	0	21	1	0	1	2	0	3	12	250
Hourly Total	9	297	29	0	335	105	6	503	11	0	520	8	50	12	22	0	84	8	0	12	18	0	30	26	969
3:00PM	1	81	3	0	85	20	3	142	2	0	147	0	9	1	3	0	13	14	2	0	2	0	4	14	249
3:15PM	0	76	16	0	92	24	5	115	0	0	120	1	19	3	5	0	27	1	0	1	3	0	4	16	243
3:30PM	1	89	9	0	99	18	6	151	2	0	159	0	18	4	8	0	30	0	0	1	2	0	3	2	291
3:45PM	0	75	7	0	82	22	6	110	1	0	117	1	15	6	3	0	24	2	1	1	2	0	4	4	227
Hourly Total	2	321	35	0	358	84	20	518	5	0	543	2	61	14	19	0	94	17	3	3	9	0	15	36	1010
4:00PM	3	101	11	0	115	30	5	151	0	0	156	2	21	5	5	0	31	3	3	0	7	0	10	4	312
4:15PM	0	109	15	0	124	16	6	125	2	0	133	2	17	4	1	0	22	2	1	0	1	0	2	5	281
4:30PM	0	101	6	0	107	29	2	154	0	0	156	1	36	5	9	0	50	1	0	0	11	0	11	4	324
4:45PM	0	85	2	0	87	12	0	110	0	0	110	0	12	2	4	0	18	3	0	0	3	0	3	5	218
Hourly Total	3	396	34	0	433	87	13	540	2	0	555	5	86	16	19	0	121	9	4	0	22	0	26	18	1135
5:00PM	0	73	1	0	74	20	0	125	5	0	130	2	13	0	4	0	17	4	0	0	5	0	5	6	226
5:15PM	1	83	4	0	88	56	1	114	4	0	119	0	13	1	4	0	18	2	0	1	3	0	4	5	229
5:30PM	1	90	10	0	101	21	1	110	2	0	113	0	20	0	0	0	20	2	2	0	3	0	5	5	239
5:45PM	2	82	19	0	103	24	1	85	2	0	88	0	8	2	1	0	11	0	0	2	2	0	4	8	206
Hourly Total	4	328	34	0	366	121	3	434	13	0	450	2	54	3	9	0	66	8	2	3	13	0	18	24	900
Total	57	2182	275	0	2514	571	77	2636	41	0	2754	26	268	50	73	0	391	52	15	38	69	0	122	168	5781
% Approach	2.3%	86.8%	10.9%	0%	-	-	2.8%	95.7%	1.5%	0%	-	-	68.5%	12.8%	18.7%	0%	-	-	12.3%	31.1%	56.6%	0%	-	-	-
% Total	1.0%	37.7%	4.8%	0%	43.5%	-	1.3%	45.6%	0.7%	0%	47.6%	-	4.6%	0.9%	1.3%	0%	6.8%	-	0.3%	0.7%	1.2%	0%	2.1%	-	-
Motorcycles	1	9	0	0	10	-	1	10	0	0	11	-	1	0	0	0	1	-	1	0	0	0	1	-	23
% Motorcycles	1.8%	0.4%	0%	0%	0.4%	-	1.3%	0.4%	0%	0%	0.4%	-	0.4%	0%	0%	0%	0.3%	-	6.7%	0%	0%	0%	0.8%	-	0.4%
Lights	45	2027	273	0	2345	-	76	2462	11	0	2549	-	254	19	70	0	343	-	9	3	65	0	77	-	5314
% Lights	78.9%	92.9%	99.3%	0%	93.3%	-	98.7%	93.4%	26.8%	0%	92.6%	-	94.8%	38.0%	95.9%	0%	87.7%	-	60.0%	7.9%	94.2%	0%	63.1%	-	91.9%
Single-Unit Trucks	0	32	1	0	33	-	0	28	0	0	28	-	0	1	0	0	1	-	0	1	1	0	2	-	64
% Single-Unit Trucks	0%	1.5%	0.4%	0%	1.3%	-	0%	1.1%	0%	0%	1.0%	-	0%	2.0%	0%	0%	0.3%	-	0%	2.6%	1.4%	0%	1.6%	-	1.1%
Articulated Trucks	0	1	0	0	1	-	0	4	0	0	4	-	0	0	0	0	0	-	0	0	0	0	0	-	5
% Articulated Trucks	0%	0%	0%	0%	0%	-	0%	0.2%	0%	0%	0.1%	-	0%	0%	0%	0%	0%	-	0%	0%	0%	0%	0%	-	0.1%
Buses	0	95	0	0	95	-	0	89	0	0	89	-	0	0	0	0	0	-	0	1	0	0	1	-	185
% Buses	0%	4.4%	0%	0%	3.8%	-	0%	3.4%	0%	0%	3.2%	-	0%	0%	0%	0%	0%	-	0%	2.6%	0%	0%	0.8%	-	3.2%
Bicycles on Road	11	18	1	0	30	-	0	43	30	0	73	-	13	30	3	0	46	-	5	33	3	0	41	-	190
% Bicycles on Road	19.3%	0.8%	0.4%	0%	1.2%	-	0%	1.6%	73.2%	0%	2.7%	-	4.9%	60.0%	4.1%	0%	11.8%	-	33.3%	86.8%	4.3%	0%	33.6%	-	3.3%
Pedestrians	-	-	-	-	-	405	-	-	-	-	-	16	-	-	-	-	-	42	-	-	-	-	-	121	-
% Pedestrians	-	-	-	-	-	70.9%	-	-	-	-	-	61.5%	-	-	-	-	-	80.8%	-	-	-	-	-	72.0%	-
Bicycles on Crosswalk	-	-	-	-	-	166	-	-	-	-	-	10	-	-	-	-	-	10	-	-	-	-	-	47	-
% Bicycles on Crosswalk	-	-	-	-	-	29.1%	-	-	-	-	-	38.5%	-	-	-	-	-	19.2%	-	-	-	-	-	28.0%	-

*Pedestrians and Bicycles on Crosswalk. L: Left, R: Right, T: Thru, U: U-Turn

McKenzie Ave and Vikes Way - TMC

Tue Oct 17, 2023

Full Length (7:30 AM-9:30 AM, 2 PM-6 PM)

All Classes (Motorcycles, Lights, Single-Unit Trucks, Articulated Trucks, Buses, Pedestrians, Bicycles on Road, Bicycles on Crosswalk)

All Movements

ID: 1123780, Location: 48.468967, -123.311939,

Site Code: TIN001747



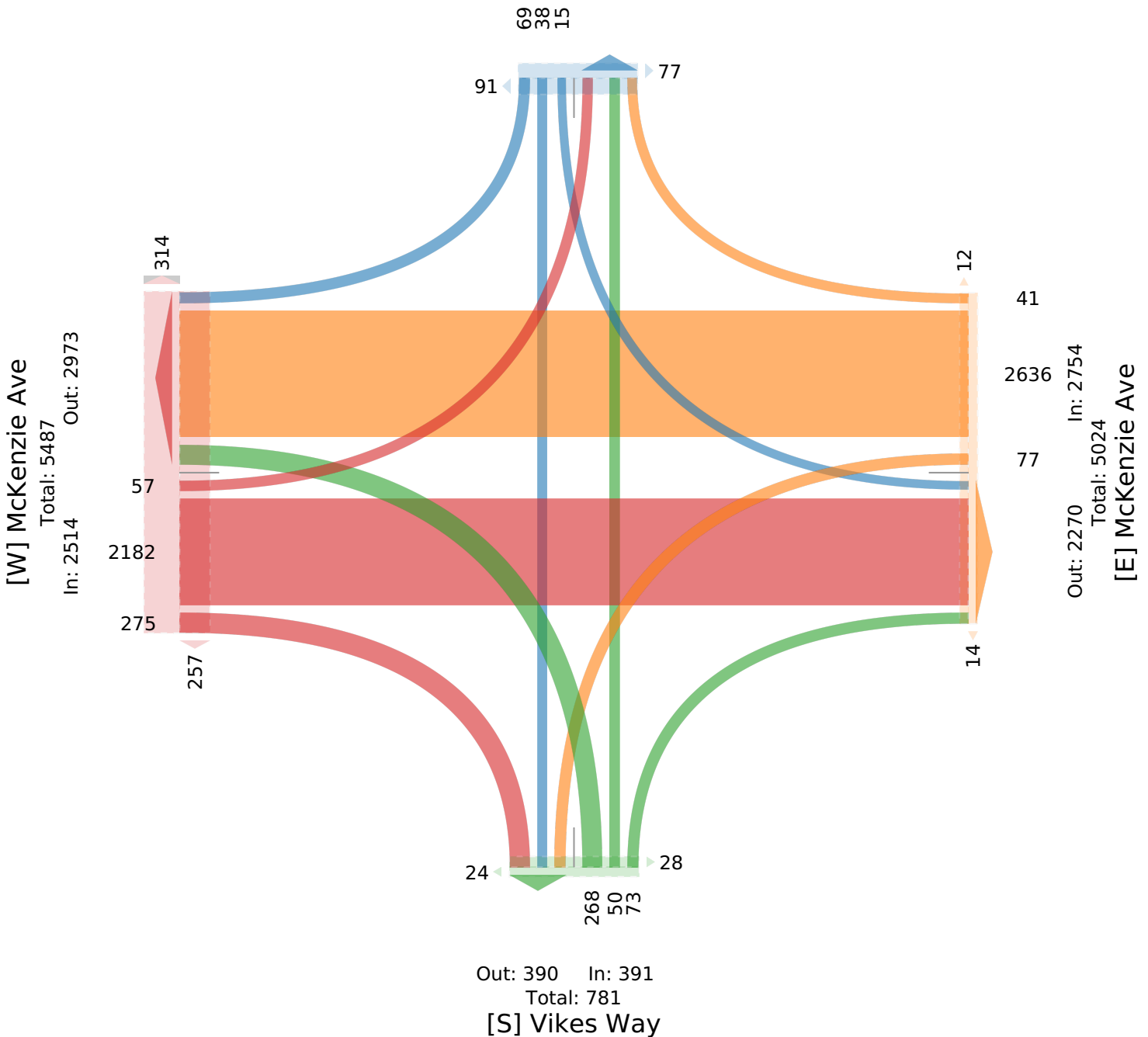
McElhanney

Provided by: McElhanney Kamloops
710 Laval Crescent, Kamloops, BC, V2C5P3, CA

[N] Phoenix Rd

Total: 270

In: 122 Out: 148



McKenzie Ave and Vikes Way - TMC

Tue Oct 17, 2023

AM Peak (8 AM - 9 AM)

All Classes (Motorcycles, Lights, Single-Unit Trucks, Articulated Trucks, Buses, Pedestrians, Bicycles on Road, Bicycles on Crosswalk)

All Movements

ID: 1123780, Location: 48.468967, -123.311939, Site Code:

TIN001747



McElhanney

Provided by: McElhanney Kamloops
710 Laval Crescent, Kamloops, BC, V2C5P3, CA

Leg Direction	McKenzie Ave Eastbound						McKenzie Ave Westbound						Vikes Way Northbound						Phoenix Rd Southbound						Int
Time	L	T	R	U	App	Ped*	L	T	R	U	App	Ped*	L	T	R	U	App	Ped*	L	T	R	U	App	Ped*	
2023-10-17 8:00AM	5	104	20	0	129	33	1	75	1	0	77	0	4	1	0	0	5	1	0	3	1	0	4	2	215
8:15AM	9	133	31	0	173	47	5	95	2	0	102	0	2	1	0	0	3	2	3	2	1	0	6	29	284
8:30AM	2	119	17	0	138	14	5	101	2	0	108	0	0	0	0	0	0	3	0	3	0	0	3	4	249
8:45AM	3	94	16	0	113	17	6	82	3	0	91	0	2	0	0	0	2	2	1	0	0	0	1	5	207
Total	19	450	84	0	553	111	17	353	8	0	378	0	8	2	0	0	10	8	4	8	2	0	14	40	955
% Approach	3.4%	81.4%	15.2%	0%	-	-	4.5%	93.4%	2.1%	0%	-	-	80.0%	20.0%	0%	0%	-	-	28.6%	57.1%	14.3%	0%	-	-	-
% Total	2.0%	47.1%	8.8%	0%	57.9%	-	1.8%	37.0%	0.8%	0%	39.6%	-	0.8%	0.2%	0%	0%	1.0%	-	0.4%	0.8%	0.2%	0%	1.5%	-	-
PHF	0.571	0.838	0.677	-	0.798	-	0.708	0.875	0.750	-	0.880	-	0.500	0.500	-	-	0.500	-	0.250	0.250	0.500	-	0.500	-	0.842
Motorcycles	0	1	0	0	1	-	0	1	0	0	1	-	0	0	0	0	0	-	0	0	0	0	0	-	2
% Motorcycles	0%	0.2%	0%	0%	0.2%	-	0%	0.3%	0%	0%	0.3%	-	0%	0%	0%	0%	0%	-	0%	0%	0%	0%	0%	-	0.2%
Lights	16	420	83	0	519	-	17	324	6	0	347	-	8	1	0	0	9	-	1	1	2	0	4	-	879
% Lights	84.2%	93.3%	98.8%	0%	93.9%	-	100%	91.8%	75.0%	0%	91.8%	-	100%	50.0%	0%	0%	90.0%	-	25.0%	12.5%	100%	0%	28.6%	-	92.0%
Single-Unit Trucks	0	8	1	0	9	-	0	3	0	0	3	-	0	1	0	0	1	-	0	0	0	0	0	-	13
% Single-Unit Trucks	0%	1.8%	1.2%	0%	1.6%	-	0%	0.8%	0%	0%	0.8%	-	0%	50.0%	0%	0%	10.0%	-	0%	0%	0%	0%	0%	-	1.4%
Articulated Trucks	0	0	0	0	0	-	0	0	0	0	0	-	0	0	0	0	0	-	0	0	0	0	0	-	0
% Articulated Trucks	0%	0%	0%	0%	0%	-	0%	0%	0%	0%	0%	-	0%	0%	0%	0%	0%	-	0%	0%	0%	0%	0%	-	0%
Buses	0	17	0	0	17	-	0	22	0	0	22	-	0	0	0	0	0	-	0	0	0	0	0	-	39
% Buses	0%	3.8%	0%	0%	3.1%	-	0%	6.2%	0%	0%	5.8%	-	0%	0%	0%	0%	0%	-	0%	0%	0%	0%	0%	-	4.1%
Bicycles on Road	3	4	0	0	7	-	0	3	2	0	5	-	0	0	0	0	0	-	3	7	0	0	10	-	22
% Bicycles on Road	15.8%	0.9%	0%	0%	1.3%	-	0%	0.8%	25.0%	0%	1.3%	-	0%	0%	0%	0%	0%	-	75.0%	87.5%	0%	0%	71.4%	-	2.3%
Pedestrians	-	-	-	-	-	67	-	-	-	-	-	0	-	-	-	-	-	6	-	-	-	-	-	28	
% Pedestrians	-	-	-	-	-	60.4%	-	-	-	-	-	-	-	-	-	-	-	75.0%	-	-	-	-	-	70.0%	
Bicycles on Crosswalk	-	-	-	-	-	44	-	-	-	-	-	0	-	-	-	-	-	2	-	-	-	-	-	12	
% Bicycles on Crosswalk	-	-	-	-	-	39.6%	-	-	-	-	-	-	-	-	-	-	-	25.0%	-	-	-	-	-	30.0%	

*Pedestrians and Bicycles on Crosswalk. L: Left, R: Right, T: Thru, U: U-Turn

McKenzie Ave and Vikes Way - TMC

Tue Oct 17, 2023

AM Peak (8 AM - 9 AM)

All Classes (Motorcycles, Lights, Single-Unit Trucks, Articulated Trucks, Buses, Pedestrians, Bicycles on Road, Bicycles on Crosswalk)

All Movements

ID: 1123780, Location: 48.468967, -123.311939,

Site Code: TIN001747



McElhanney

Provided by: McElhanney Kamloops
710 Laval Crescent, Kamloops, BC, V2C5P3, CA

[N] Phoenix Rd

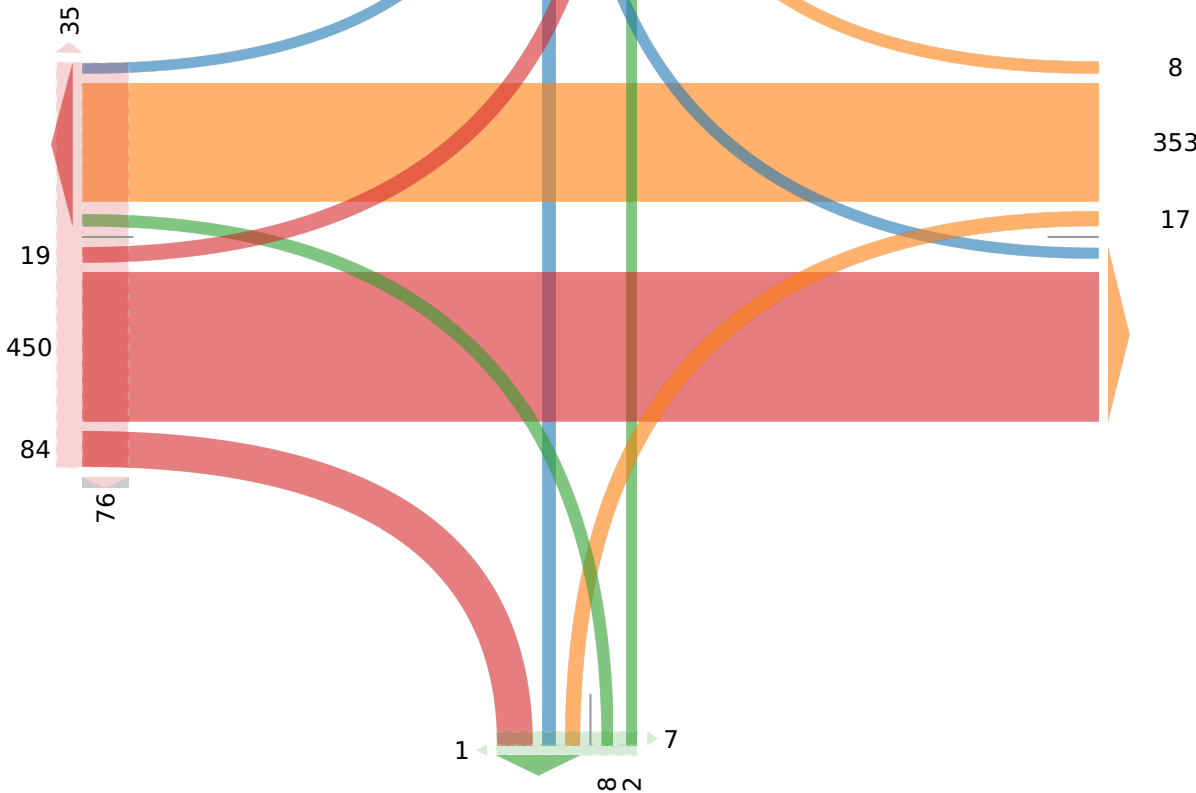
Total: 43

In: 14 Out: 29

284

29 11

[W] McKenzie Ave
Total: 916
In: 553 Out: 363



Out: 454 In: 378
Total: 832
[E] McKenzie Ave

Out: 109 In: 10
Total: 119
[S] Vikes Way

McKenzie Ave and Vikes Way - TMC

Tue Oct 17, 2023

PM Peak (3:45 PM - 4:45 PM) - Overall Peak Hour

All Classes (Motorcycles, Lights, Single-Unit Trucks, Articulated Trucks, Buses, Pedestrians, Bicycles on Road, Bicycles on Crosswalk)

All Movements

ID: 1123780, Location: 48.468967, -123.311939, Site Code:

TIN001747



McElhanney

Provided by: McElhanney Kamloops
710 Laval Crescent, Kamloops, BC, V2C5P3, CA

Leg Direction	McKenzie Ave Eastbound						McKenzie Ave Westbound						Vikes Way Northbound						Phoenix Rd Southbound						
Time	L	T	R	U	App	Ped*	L	T	R	U	App	Ped*	L	T	R	U	App	Ped*	L	T	R	U	App	Ped*	Int
2023-10-17 3:45PM	0	75	7	0	82	22	6	110	1	0	117	1	15	6	3	0	24	2	1	1	2	0	4	4	227
4:00PM	3	101	11	0	115	30	5	151	0	0	156	2	21	5	5	0	31	3	3	0	7	0	10	4	312
4:15PM	0	109	15	0	124	16	6	125	2	0	133	2	17	4	1	0	22	2	1	0	1	0	2	5	281
4:30PM	0	101	6	0	107	29	2	154	0	0	156	1	36	5	9	0	50	1	0	0	11	0	11	4	324
Total	3	386	39	0	428	97	19	540	3	0	562	6	89	20	18	0	127	8	5	1	21	0	27	17	1144
% Approach	0.7%	90.2%	9.1%	0%	-	-	3.4%	96.1%	0.5%	0%	-	-	70.1%	15.7%	14.2%	0%	-	-	18.5%	3.7%	77.8%	0%	-	-	-
% Total	0.3%	33.7%	3.4%	0%	37.4%	-	1.7%	47.2%	0.3%	0%	49.1%	-	7.8%	1.7%	1.6%	0%	11.1%	-	0.4%	0.1%	1.8%	0%	2.4%	-	-
PHF	0.250	0.891	0.650	-	0.868	-	0.792	0.885	-	-	0.893	-	0.644	0.625	0.500	-	0.628	-	0.417	-	0.475	-	0.600	-	0.889
Motorcycles	0	1	0	0	1	-	0	1	0	0	1	-	1	0	0	0	1	-	1	0	0	0	1	-	4
% Motorcycles	0%	0.3%	0%	0%	0.2%	-	0%	0.2%	0%	0%	0.2%	-	1.1%	0%	0%	0%	0.8%	-	20.0%	0%	0%	0%	3.7%	-	0.3%
Lights	3	360	39	0	402	-	19	508	0	0	527	-	84	5	18	0	107	-	4	0	19	0	23	-	1059
% Lights	100%	93.3%	100%	0%	93.9%	-	100%	94.1%	0%	0%	93.8%	-	94.4%	25.0%	100%	0%	84.3%	-	80.0%	0%	90.5%	0%	85.2%	-	92.6%
Single-Unit Trucks	0	1	0	0	1	-	0	8	0	0	8	-	0	0	0	0	0	-	0	0	0	0	0	-	9
% Single-Unit Trucks	0%	0.3%	0%	0%	0.2%	-	0%	1.5%	0%	0%	1.4%	-	0%	0%	0%	0%	0%	-	0%	0%	0%	0%	0%	-	0.8%
Articulated Trucks	0	0	0	0	0	-	0	0	0	0	0	-	0	0	0	0	0	-	0	0	0	0	0	-	0
% Articulated Trucks	0%	0%	0%	0%	0%	-	0%	0%	0%	0%	0%	-	0%	0%	0%	0%	0%	-	0%	0%	0%	0%	0%	-	0%
Buses	0	23	0	0	23	-	0	14	0	0	14	-	0	0	0	0	0	-	0	0	0	0	0	-	37
% Buses	0%	6.0%	0%	0%	5.4%	-	0%	2.6%	0%	0%	2.5%	-	0%	0%	0%	0%	0%	-	0%	0%	0%	0%	0%	-	3.2%
Bicycles on Road	0	1	0	0	1	-	0	9	3	0	12	-	4	15	0	0	19	-	0	1	2	0	3	-	35
% Bicycles on Road	0%	0.3%	0%	0%	0.2%	-	0%	1.7%	100%	0%	2.1%	-	4.5%	75.0%	0%	0%	15.0%	-	0%	100%	9.5%	0%	11.1%	-	3.1%
Pedestrians	-	-	-	-	-	63	-	-	-	-	-	4	-	-	-	-	-	4	-	-	-	-	-	13	-
% Pedestrians	-	-	-	-	-	64.9%	-	-	-	-	-	66.7%	-	-	-	-	-	50.0%	-	-	-	-	-	76.5%	-
Bicycles on Crosswalk	-	-	-	-	-	34	-	-	-	-	-	2	-	-	-	-	-	4	-	-	-	-	-	4	-
% Bicycles on Crosswalk	-	-	-	-	-	35.1%	-	-	-	-	-	33.3%	-	-	-	-	-	50.0%	-	-	-	-	-	23.5%	-

*Pedestrians and Bicycles on Crosswalk. L: Left, R: Right, T: Thru, U: U-Turn

McKenzie Ave and Vikes Way - TMC

Tue Oct 17, 2023

PM Peak (3:45 PM - 4:45 PM) - Overall Peak Hour

All Classes (Motorcycles, Lights, Single-Unit Trucks, Articulated Trucks, Buses, Pedestrians, Bicycles on Road, Bicycles on Crosswalk)

All Movements

ID: 1123780, Location: 48.468967, -123.311939,

Site Code: TIN001747



McElhanney

Provided by: McElhanney Kamloops
710 Laval Crescent, Kamloops, BC, V2C5P3, CA

[N] Phoenix Rd

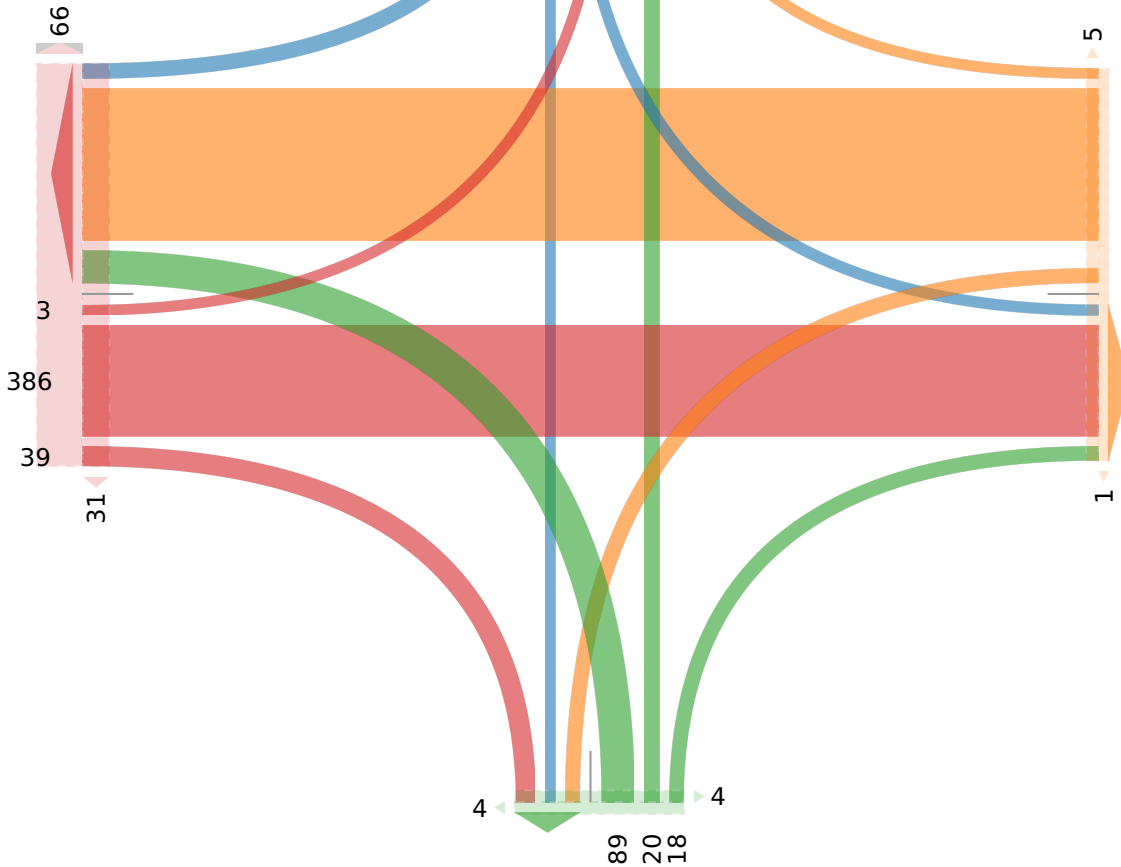
Total: 53

In: 27 Out: 26

21 15

11 6

[W] McKenzie Ave
Total: 1078
In: 428 Out: 650



Out: 59 In: 127

Total: 186

[S] Vikes Way