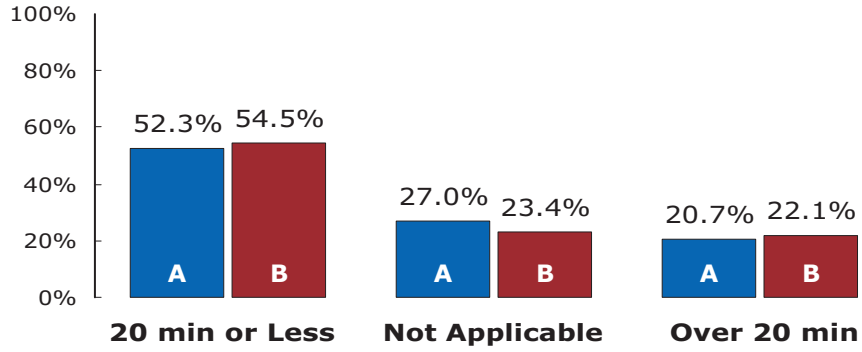


QF1A

"Travel time to work"

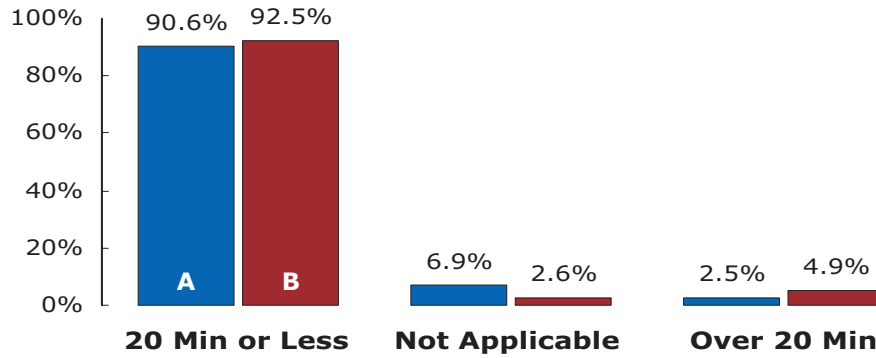


SUMMARY OF CONSOLIDATED RESULTS (A + B)

| RESPONSE | A | B | A + B |
|-----------------|-------------------|----------------|--------------|
| | Stat. Significant | Self-selecting | Total |
| Positive | 53.3% | 54.5% | 53.4% |
| Neutral | 27.0% | 23.4% | 25.2% |
| Negative | 20.7% | 22.1% | 21.4% |

QF1B

"Travel time to grocery shopping"

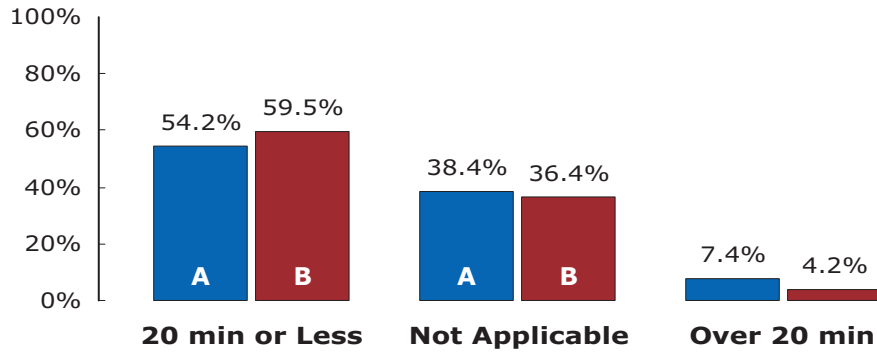


SUMMARY OF CONSOLIDATED RESULTS (A + B)

| RESPONSE | A | B | A + B |
|----------|-------------------|----------------|--------------|
| | Stat. Significant | Self-selecting | Total |
| Positive | 90.6% | 92.5% | 91.6% |
| Neutral | 6.9% | 2.6% | 4.7% |
| Negative | 2.5% | 4.9% | 3.7% |

QF1C

“Travel time to schools”

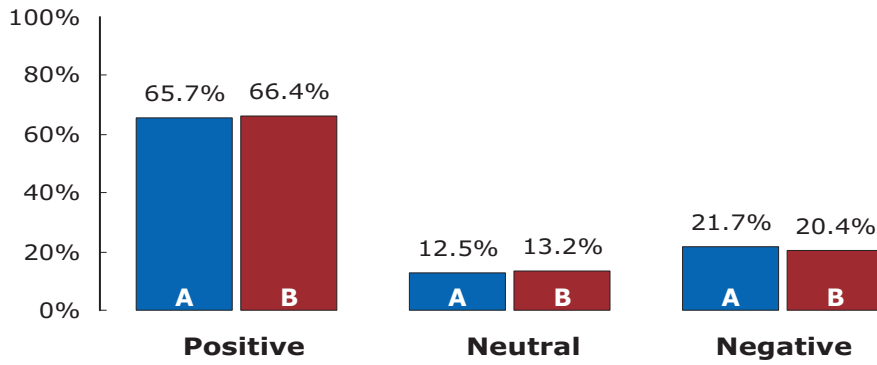


SUMMARY OF CONSOLIDATED RESULTS (A + B)

| RESPONSE | A | B | A + B |
|----------|-------------------|----------------|-------|
| | Stat. Significant | Self-selecting | Total |
| Positive | 54.2% | 59.5% | 56.8% |
| Neutral | 38.4% | 36.4% | 37.4% |
| Negative | 7.4% | 4.2% | 5.8% |

QF2A

"Move to a townhouse that is within walking distance of basic commercial services and public transit"

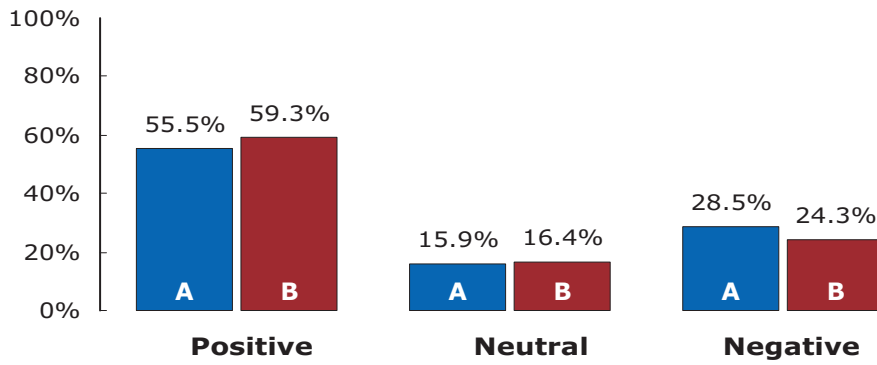


SUMMARY OF CONSOLIDATED RESULTS (A + B)

| RESPONSE | A | B | A + B |
|----------|-------------------|----------------|--------------|
| | Stat. Significant | Self-selecting | Total |
| Positive | 65.7% | 66.4% | 66.1% |
| Neutral | 12.5% | 13.2% | 12.9% |
| Negative | 21.7% | 20.4% | 21.1% |

QF2B

"Move to a condominium/apartment that is within walking distance of basic commercial services and public transit"

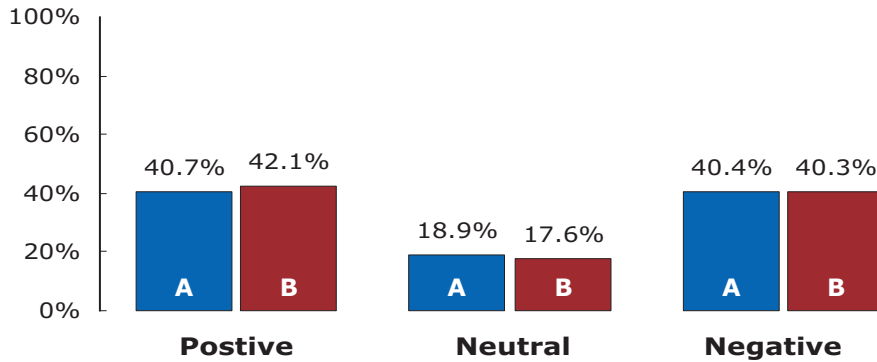


SUMMARY OF CONSOLIDATED RESULTS (A + B)

| RESPONSE | A | B | A + B |
|-----------------|-------------------|----------------|--------------|
| | Stat. Significant | Self-selecting | Total |
| Positive | 55.5% | 59.3% | 57.4% |
| Neutral | 15.9% | 16.4% | 16.2% |
| Negative | 28.5% | 24.3% | 26.5% |

QF2C

"Rent out a room/suite in my home to someone who can provide or help me with the services I require (e.g., housekeeping, shopping, basic health care)"

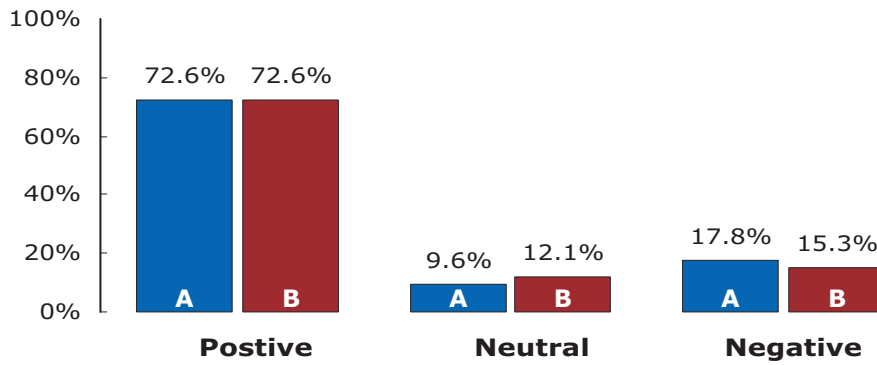


SUMMARY OF CONSOLIDATED RESULTS (A + B)

| RESPONSE | A | B | A + B |
|----------|-------------------|----------------|--------------|
| | Stat. Significant | Self-selecting | Total |
| Positive | 40.7% | 42.1% | 41.4% |
| Neutral | 18.9% | 17.6% | 18.3% |
| Negative | 40.4% | 40.3% | 40.3% |

QF2D

"Make alterations to my home to accommodate my physical changes (e.g., stair lift, wheelchair access, grab bars in the tub, etc.)"

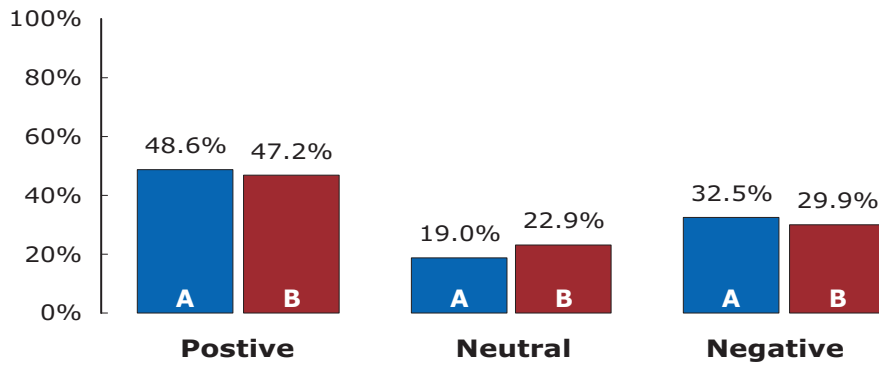


SUMMARY OF CONSOLIDATED RESULTS (A + B)

| RESPONSE | A | B | A + B |
|----------|-------------------|----------------|--------------|
| | Stat. Significant | Self-selecting | Total |
| Positive | 72.6% | 72.6% | 72.6% |
| Neutral | 9.6% | 12.1% | 10.8% |
| Negative | 17.8% | 15.3% | 16.6% |

QF2E

"Move to a supportive seniors facility that provides basic services (e.g., meals, laundry, transportation, etc.)"



SUMMARY OF CONSOLIDATED RESULTS (A + B)

| RESPONSE | A | B | A + B |
|----------|-------------------|----------------|--------------|
| | Stat. Significant | Self-selecting | Total |
| Positive | 48.6% | 47.2% | 47.9% |
| Neutral | 19.0% | 22.9% | 20.9% |
| Negative | 32.5% | 29.9% | 31.2% |