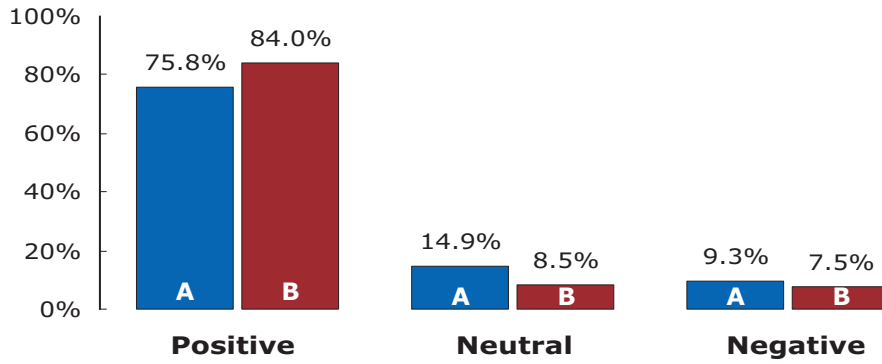


QC1A

"3 to 4 Stories"

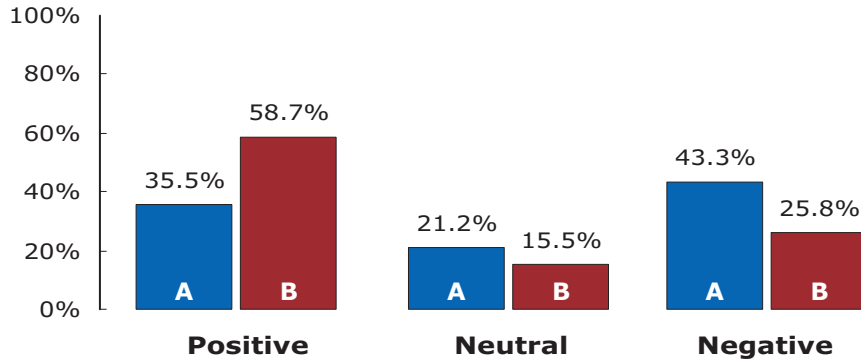


SUMMARY OF CONSOLIDATED RESULTS (A + B)

RESPONSE	A	B	A + B
	Stat. Significant	Self-selecting	Total
Positive	75.8%	84.0%	79.9%
Neutral	14.9%	8.5%	11.7%
Negative	9.3%	7.5%	8.4%

QC1B

"5 to 8 Stories"

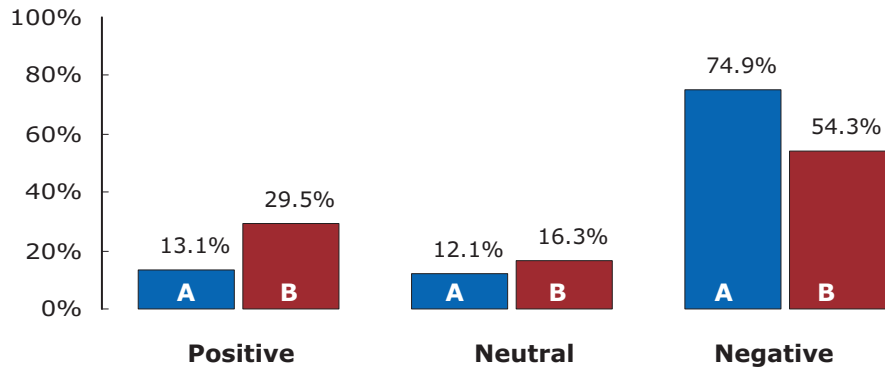


SUMMARY OF CONSOLIDATED RESULTS (A + B)

RESPONSE	A	B	A + B
	Stat. Significant	Self-selecting	Total
Positive	35.5%	58.7%	46.9%
Neutral	21.2%	15.5%	18.4%
Negative	43.3%	25.8%	34.7%

QC1C

"9 to 12 Stories"

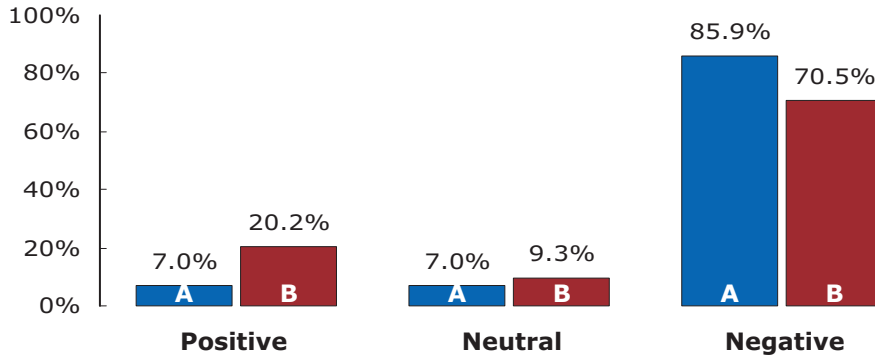


SUMMARY OF CONSOLIDATED RESULTS (A + B)

RESPONSE	A	B	A + B
	Stat. Significant	Self-selecting	Total
Positive	13.1%	29.5%	21.1%
Neutral	12.1%	16.3%	14.1%
Negative	74.9%	54.3%	64.7%

QC1D

"13 to 16 Stories"

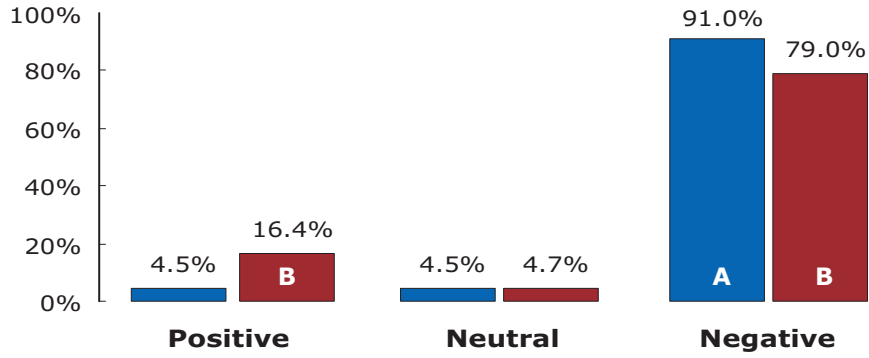


SUMMARY OF CONSOLIDATED RESULTS (A + B)

RESPONSE	A	B	A + B
	Stat. Significant	Self-selecting	Total
Positive	7.0%	20.2%	13.5%
Neutral	7.0%	9.3%	8.2%
Negative	85.9%	70.5%	78.3%

QC1E

"17 to 20 Stories"

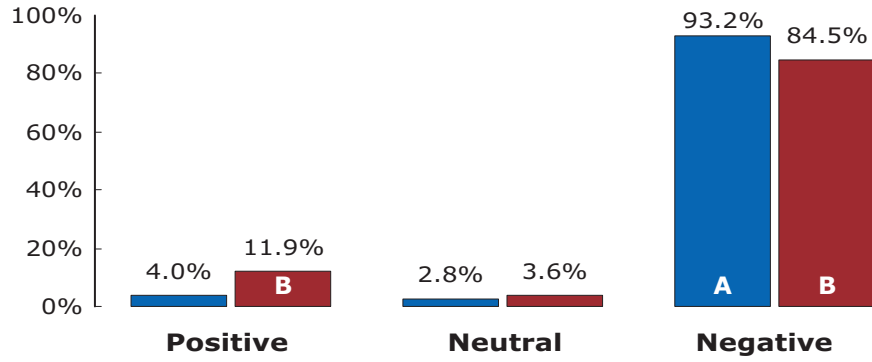


SUMMARY OF CONSOLIDATED RESULTS (A + B)

RESPONSE	A	B	A + B
	Stat. Significant	Self-selecting	Total
Positive	4.5%	16.4%	10.3%
Neutral	4.5%	4.7%	4.6%
Negative	91.9%	79.0%	85.1%

QC1F

"21 Stories or more"

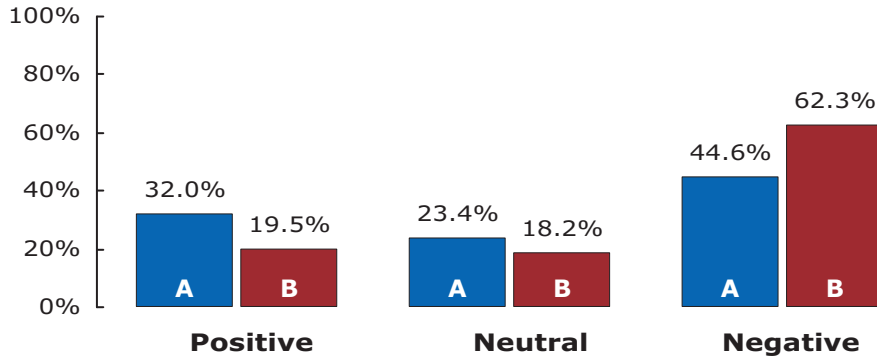


SUMMARY OF CONSOLIDATED RESULTS (A + B)

RESPONSE	A	B	A + B
	Stat. Significant	Self-selecting	Total
Positive	4.0%	11.0%	7.9%
Neutral	2.8%	3.6%	3.2%
Negative	93.2%	84.5%	88.9%

QC2A

"Widen existing roads to accommodate more cars"

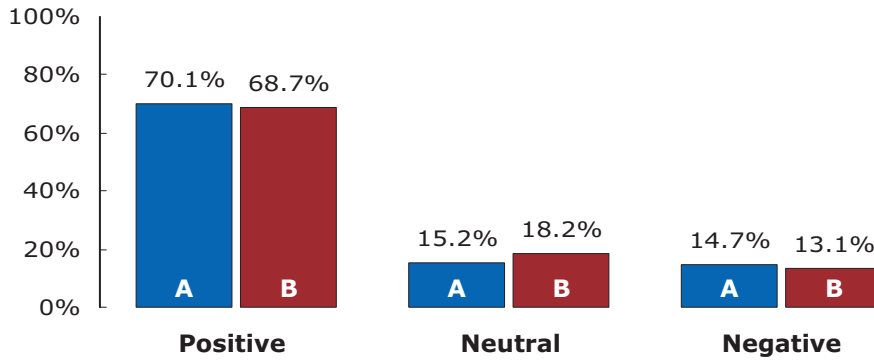


SUMMARY OF CONSOLIDATED RESULTS (A + B)

RESPONSE	A	B	A + B
	Stat. Significant	Self-selecting	Total
Positive	32.0%	19.5%	25.8%
Neutral	23.4%	18.2%	20.8%
Negative	44.6%	62.3%	53.4%

QC2B

"Create dedicated transit lanes for buses so they can bypass vehicle congestion"

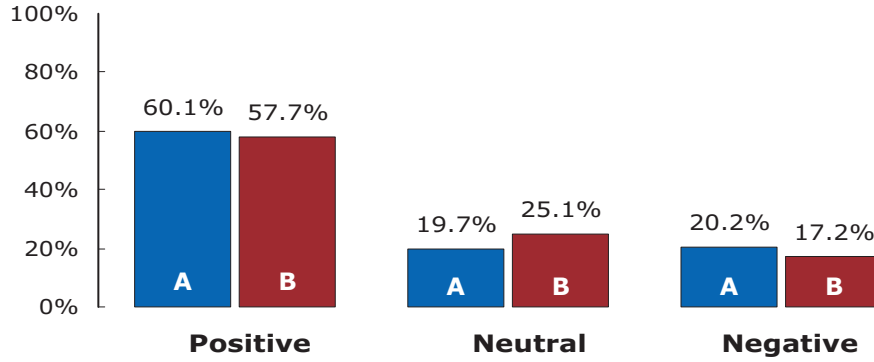


SUMMARY OF CONSOLIDATED RESULTS (A + B)

RESPONSE	A	B	A + B
	Stat. Significant	Self-selecting	Total
Positive	70.1%	68.7%	69.4%
Neutral	15.2%	18.2%	16.7%
Negative	14.7%	13.1%	13.9%

QC2C

"Create dedicated High Occupancy Vehicle (HOV) lanes (buses and two or more people per vehicle)"

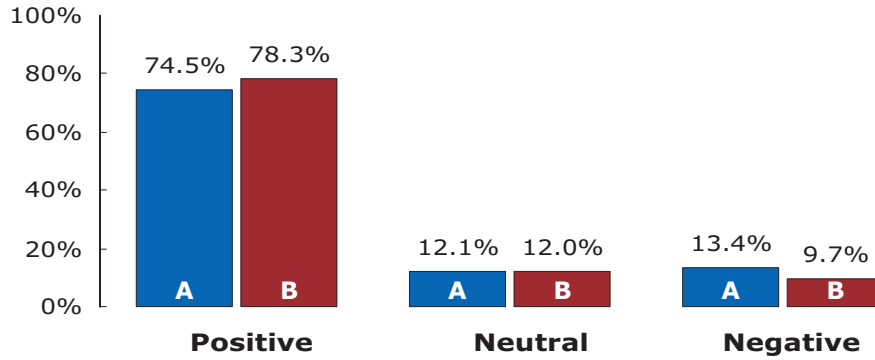


SUMMARY OF CONSOLIDATED RESULTS (A + B)

RESPONSE	A	B	A + B
	Stat. Significant	Self-selecting	Total
Positive	60.1%	57.7%	58.9%
Neutral	19.7%	25.1%	22.4%
Negative	20.2%	17.2%	18.7%

QC2D

"Make biking to work a more realistic option by developing more bike lanes"

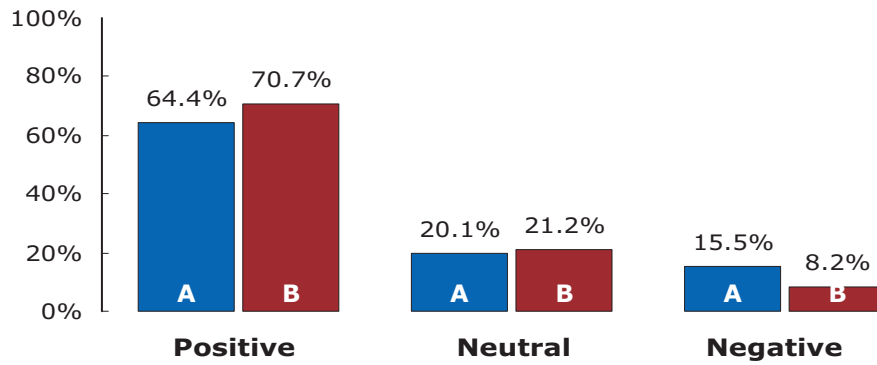


SUMMARY OF CONSOLIDATED RESULTS (A + B)

RESPONSE	A	B	A + B
	Stat. Significant	Self-selecting	Total
Positive	74.5%	78.3%	76.4%
Neutral	12.1%	12.0%	12.1%
Negative	13.4%	9.7%	11.6%

QC2E

"Make biking to work a more realistic option by encouraging shower and change facilities in all commercial/office Developments"

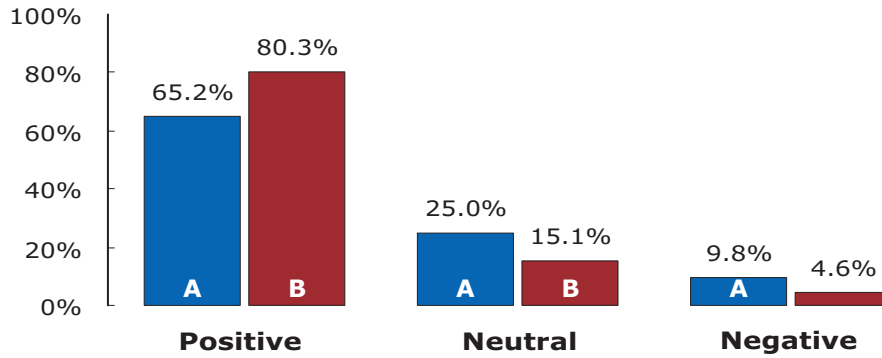


SUMMARY OF CONSOLIDATED RESULTS (A + B)

RESPONSE	A	B	A + B
	Stat. Significant	Self-selecting	Total
Positive	64.4%	70.7%	67.5%
Neutral	20.1%	21.2%	20.6%
Negative	15.5%	8.2%	11.9%

QC2F

"Encourage the development of a range of housing adjacent to major employment or commercial centres"



SUMMARY OF CONSOLIDATED RESULTS (A + B)

RESPONSE	A	B	A + B
	Stat. Significant	Self-selecting	Total
Positive	65.2%	80.3%	72.6%
Neutral	25.0%	15.1%	20.1%
Negative	9.8%	4.6%	7.3%