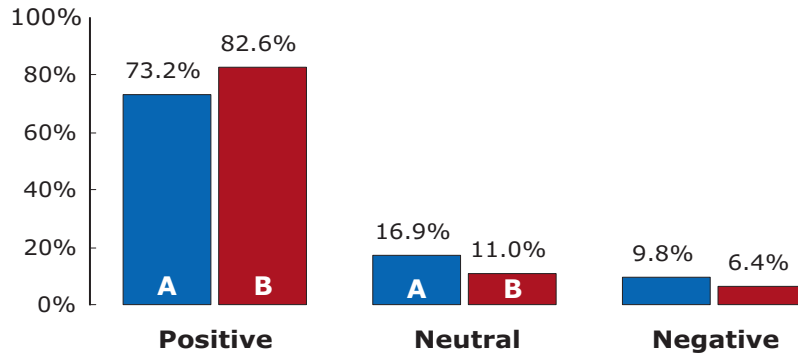


QB1A

"Making efforts to lessen the impacts of climate change"

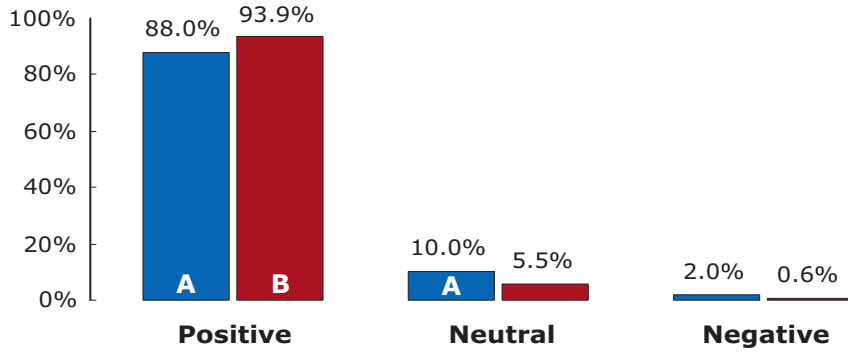


SUMMARY OF CONSOLIDATED RESULTS (A + B)

RESPONSE	A	B	A + B
	Stat. Significant	Self-selecting	Total
Positive	73.2%	82.6%	77.9%
Neutral	16.9%	11.0%	14.0%
Negative	9.8%	6.4%	8.1%

QB1B

"Taking Action to Protect the Natural Environment"

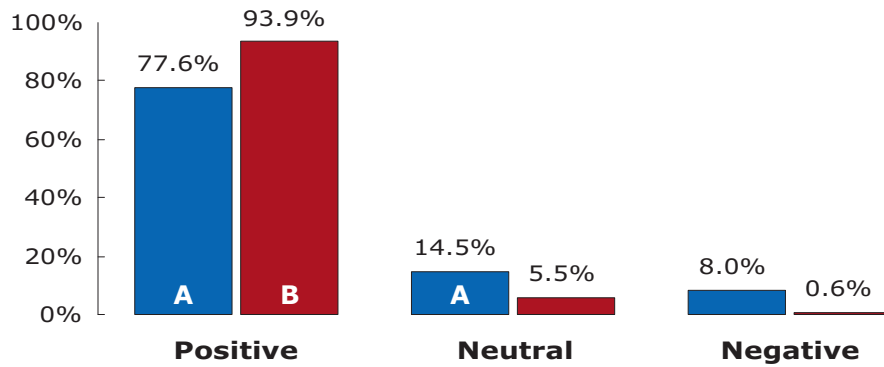


SUMMARY OF CONSOLIDATED RESULTS (A + B)

RESPONSE	A	B	A + B
	Stat. Significant	Self-selecting	Total
Positive	88.0%	93.9%	90.7%
Neutral	10.0%	5.5%	7.9%
Negative	2.0%	0.6%	1.4%

QB1C

"Encouraging people to use alternative transportation (e.g., walk, bus, bike, carpool)"

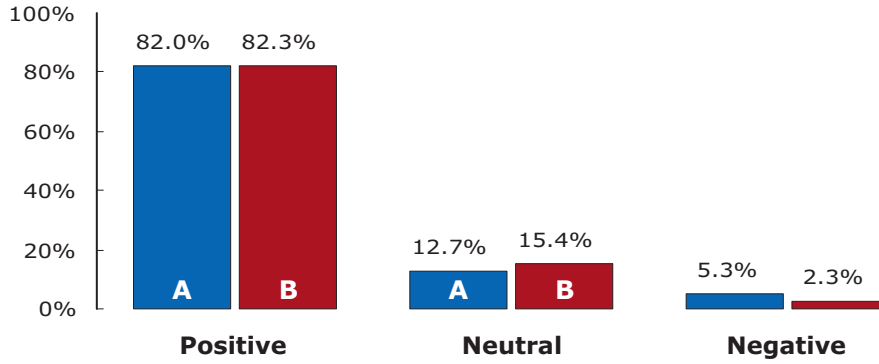


SUMMARY OF CONSOLIDATED RESULTS (A + B)

RESPONSE	A	B	A + B
	Stat. Significant	Self-selecting	Total
Positive	77.6%	93.9%	84.9%
Neutral	14.5%	5.5%	10.4%
Negative	8.0%	0.6%	4.7%

QB1D

"Ensuring young people and families can afford to live here"

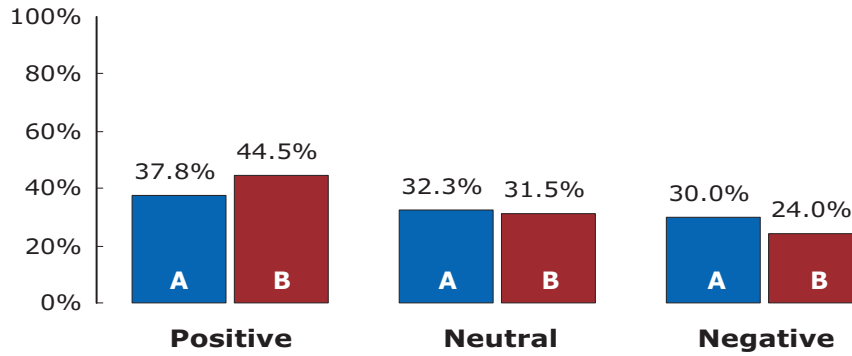


SUMMARY OF CONSOLIDATED RESULTS (A + B)

RESPONSE	A	B	A + B
	Stat. Significant	Self-selecting	Total
Positive	82.0%	82.3%	82.2%
Neutral	12.7%	15.4%	14.0%
Negative	5.3%	2.3%	3.8%

QB2A

"Viewing Public art in parks, squares, and other public spaces"

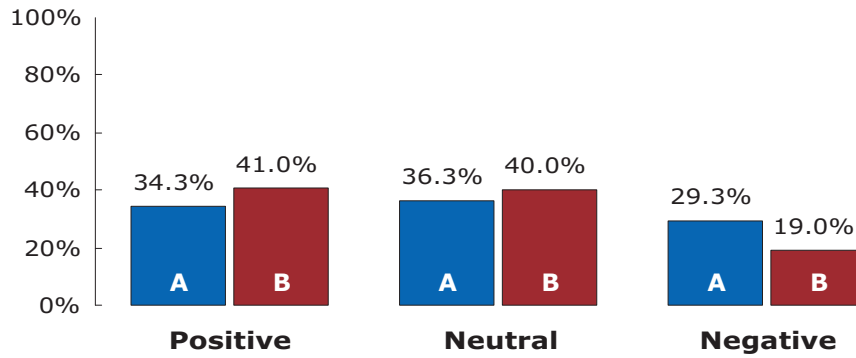


SUMMARY OF CONSOLIDATED RESULTS (A + B)

RESPONSE	A	B	A + B
	Stat. Significant	Self-selecting	Total
Positive	37.8%	44.5%	41.1%
Neutral	32.3%	31.5%	31.9%
Negative	30.0%	24.0%	27.1%

QB2B

"Attending a live performance in a park"

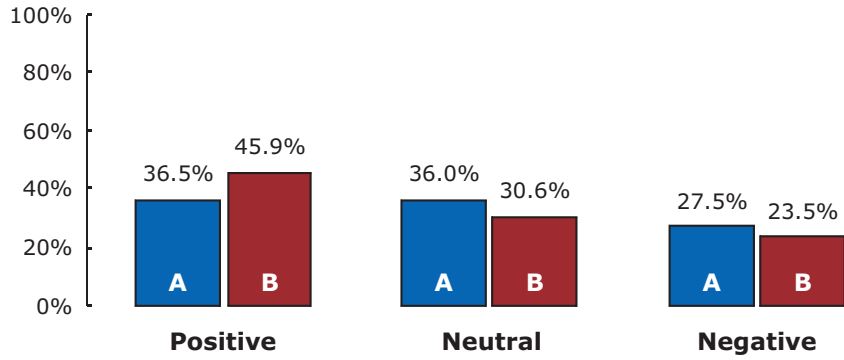


SUMMARY OF CONSOLIDATED RESULTS (A + B)

RESPONSE	A	B	A + B
	Stat. Significant	Self-selecting	Total
Positive	34.3%	41.0%	36.6%
Neutral	36.3%	40.0%	38.1%
Negative	29.3%	19.0%	24.2%

QB2C

"Attending live theatre in your community"

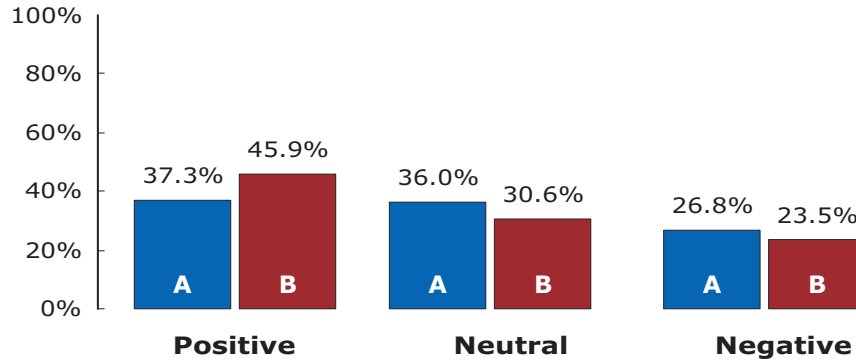


SUMMARY OF CONSOLIDATED RESULTS (A + B)

RESPONSE	A	B	A + B
	Stat. Significant	Self-selecting	Total
Positive	36.5%	45.9%	41.2%
Neutral	36.0%	30.6%	33.3%
Negative	27.5%	23.5%	25.5%

QB2D

"Attending a municipally sponsored festival (e.g. Gorge Canada Day Event, Strawberry Festival)"

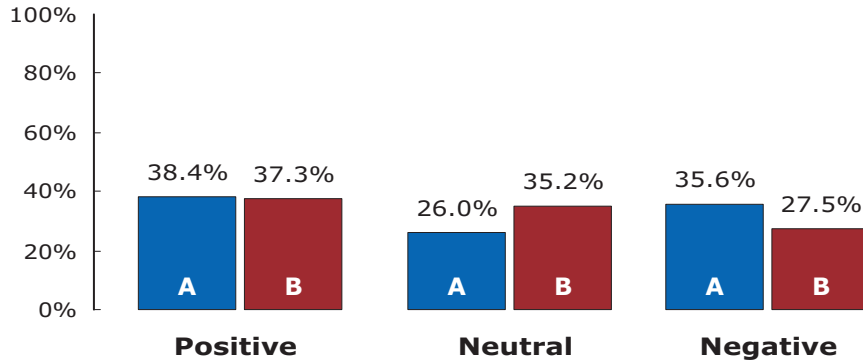


SUMMARY OF CONSOLIDATED RESULTS (A + B)

RESPONSE	A	B	A + B
	Stat. Significant	Self-selecting	Total
Positive	37.3%	45.9%	41.5%
Neutral	36.0%	30.6%	33.3%
Negative	26.8%	23.1%	25.1%

QB2E

"Participating in activities at a local school"



SUMMARY OF CONSOLIDATED RESULTS (A + B)

RESPONSE	A	B	A + B
	Stat. Significant	Self-selecting	Total
Positive	38.4%	37.3%	37.9%
Neutral	26.0%	35.2%	30.6%
Negative	35.6%	27.5%	31.6%