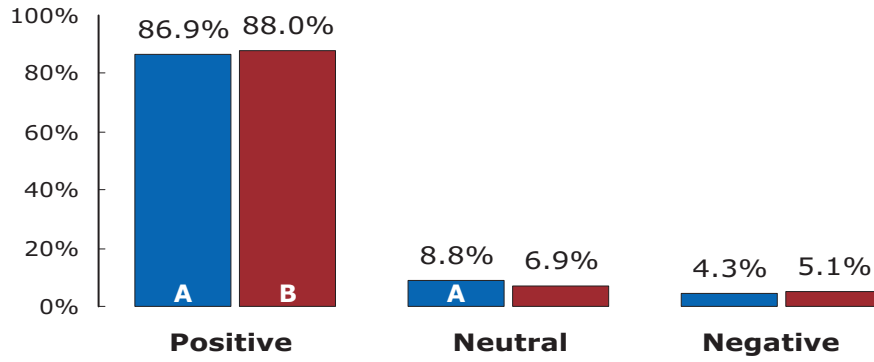


QE1A

"Protecting existing farmland from development"

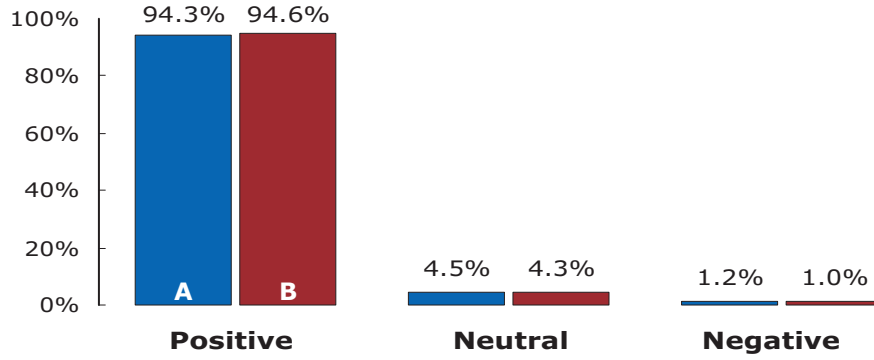


SUMMARY OF CONSOLIDATED RESULTS (A + B)

RESPONSE	A	B	A + B
	Stat. Significant	Self-selecting	Total
Positive	86.9%	88.0%	87.5%
Neutral	8.8%	6.9%	7.9%
Negative	4.3%	5.1%	4.7%

QE1B

"Encouraging the sale of locally grown farm products in neighbourhoods"

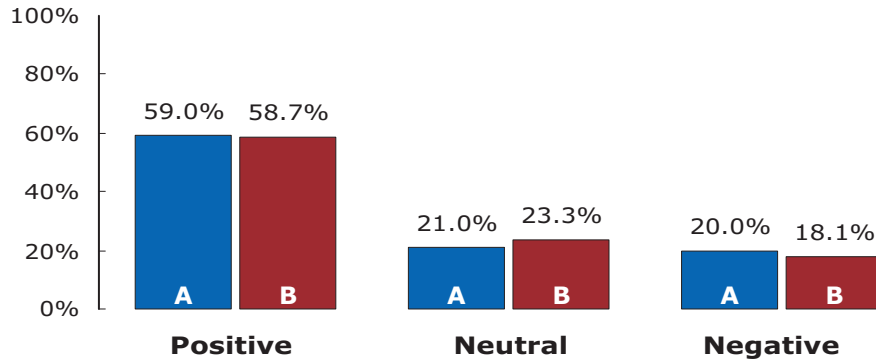


SUMMARY OF CONSOLIDATED RESULTS (A + B)

RESPONSE	A	B	A + B
	Stat. Significant	Self-selecting	Total
Positive	94.3%	94.6%	94.4%
Neutral	4.5%	4.3%	4.4%
Negative	1.2%	1.0%	1.1%

QE1C

"Subsidizing local farmers"

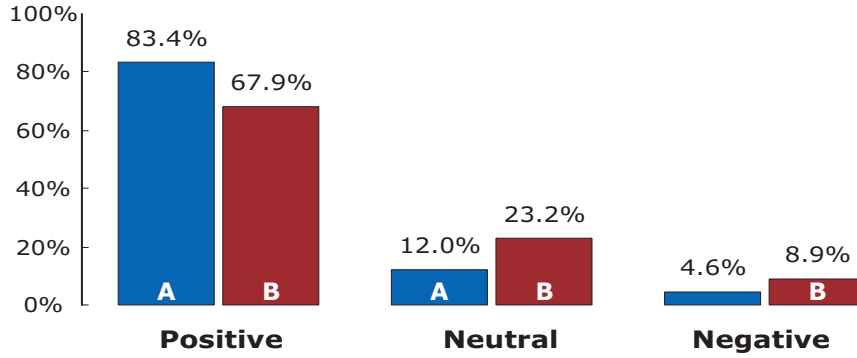


SUMMARY OF CONSOLIDATED RESULTS (A + B)

RESPONSE	A	B	A + B
	Stat. Significant	Self-selecting	Total
Positive	59.0%	58.7%	58.8%
Neutral	21.0%	23.3%	22.1%
Negative	20.0%	18.1%	19.0%

QE1D

"Ensuring water service is provided to all agricultural lands"

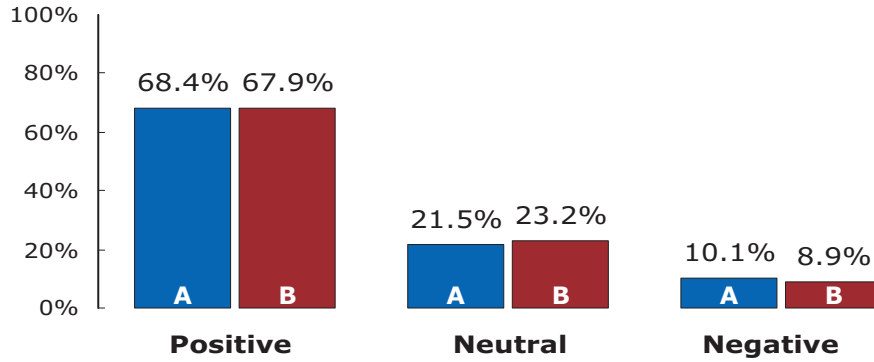


SUMMARY OF CONSOLIDATED RESULTS (A + B)

RESPONSE	A	B	A + B
	Stat. Significant	Self-selecting	Total
Positive	83.4%	67.9%	75.6%
Neutral	12.0%	23.2%	17.6%
Negative	4.6%	8.9%	6.8%

QE1E

"Supporting agri-tourism (e.g., Corn Maze)"



SUMMARY OF CONSOLIDATED RESULTS (A + B)

RESPONSE	A	B	A + B
	Stat. Significant	Self-selecting	Total
Positive	68.4%	67.9%	68.1%
Neutral	21.5%	23.2%	22.3%
Negative	10.1%	8.9%	9.5%