


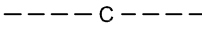
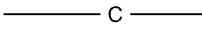
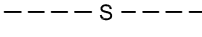
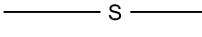
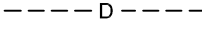
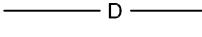
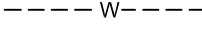
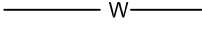












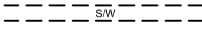
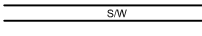












PROPOSED	EXISTING	DESCRIPTION
		IRON PROPERTY PIN
		MONUMENT
		CURB
		SEWER MAIN
		DRAIN MAIN
		WATER MAIN
		SEWER MANHOLE
		SEWER PUMPSTATION
		DRAIN MANHOLE
		SILT TRAP
		DITCH
		CATCH BASIN
		SIDEWALK
		WATER VALVE
		WATER FLUSH VALVE
		AIR VALVE
		FIRE HYDRANT
		WATER REDUCER
		-
		-
		-